

25 Common Things You Can Do with an Arbitrary Function Generator

PRIMER



Contents

- 3 Introduction
- 4 **Embedded and Semiconductor Test Applications**
 - 4 Clock Source
 - 5 Characterization of Logic Devices - Timing Margin Test
 - 6 Characterize Phase Locked Loop (PLL) Circuits
 - 7 Characterizing Operational Amplifiers
 - 8 Timing Margin Test of AFE (Analog Front End) for CCD Sensor
 - 9 Characterizing CCD Sensor – Delay Margin Test
 - 10 Testing Audio DAC
 - 11 Immunity from Power Supply Disturbances
- 12 **RF Related Applications**
 - 12 Measure Frequency Response of Bandpass Filter
 - 13 Measure Intermodulation Distortion of RF Components
 - 14 Pulsed Noise-Figure Measurement
 - 15 Functional Test of RFID Receiver ICs
 - 16 EMC Radiation Testing
 - 17 Characterizing I/Q Modulators
- 18 **Education-Related Applications**
 - 18 Measure Frequency Response of Bandpass Filter
 - 19 AM/FM Radio Test and Alignment
- 20 **Automotive Applications**
 - 20 Test & Optimization of Engine Control Units
 - 21 Simulation of Automotive Sensor Signals
 - 22 Characterize and Optimize Power MOSFET Circuitry in Automotive Electronics
 - 23 Analyzing Switching Waveforms of IGBT Circuitry
- 24 **Medical Applications**
 - 24 Testing Pacemakers, Cardioverter Defibrillators, and other Implantable Medical Devices
 - 25 Testing Medical Ultrasound Equipment
 - 26 Testing Detector Circuit of Medical Ultrasound Equipment
- 27 **Industrial Applications**
 - 27 Characterizing Dynamic Performance of Hydraulic Servo Valves
- 28 **Research Applications**
 - 28 Driving and Modulating Laser Diodes
- 29 **Tektronix AFG31000 Series Arbitrary Function Generators**

Introduction

An acquisition instrument — usually an oscilloscope or logic analyzer — is probably the first thing that comes to mind when you think about making electronic measurements. But these tools can only make a measurement when they are able to acquire a signal of some kind. And, there are many instances in which no such signal is available unless it is externally provided.

A strain gauge amplifier, for example, does not produce signals; it merely increases the power of the signals it receives from a sensor. Inevitably, it becomes necessary to test the amplifier before it is connected to the circuit that feeds it. In order to use an acquisition instrument to measure the behavior of such devices, you must provide a stimulus signal at the input.

To cite another example, engineers must characterize their emerging designs to ensure that the new hardware meets design specifications across the full range of operating conditions and beyond. This is known as margin or limit testing. It is a measurement task that requires a complete solution — one that can generate signals as well as make measurements.

The signal generator pairs with an acquisition instrument such as an oscilloscope or spectrum analyzer to create a complete measurement solution. In its various configurations, the signal generator can provide stimulus signals in the form of analog waveforms, pulse patterns, modulation, intentional distortion, noise, and more. To make effective design, characterization, or troubleshooting measurements, it is important to consider both elements of the solution.

The arbitrary function generator (AFG) serves a wide range of stimulus needs; in fact, it is the prevailing signal generator architecture in the industry today. If the DUT requires the classic sine and square waveforms (to name a few) and the ability to switch almost instantly between two frequencies, the AFG is the right tool. An additional virtue is the AFG's low cost, which makes it very attractive for applications that do not require the versatility of an arbitrary waveform generator (AWG).

The AFG offers unique strengths: it produces stable waveforms in standard shapes such as sine, square, pulse, triangle, and others. In addition, it allows users to generate so called arbitrary waveforms with a shape defined by the user. Moreover, AFGs offer a way to modulate the signal from internal or external sources, generate frequency sweeps or output signal bursts.

Waveforms can be created in a variety of ways, the choice of which depends upon the information available about the DUT and its input requirements, whether there is a need to add distortion or error signals, and other variables.

An AFG provides users a means to:

- **Create:** Customer-defined signals for circuit stimulus and testing.
- **Replicate:** Synthesize a real-world signal unavailable in the electronics lab (previously captured from an oscilloscope).
- **Generate:** Ideal or stressed reference signals for industry standards with specific tolerances.

Embedded and Semiconductor Test Applications

Clock Source

TYPICAL APPLICATION

- Frequency margining: Test clock frequency operating range of digital circuits. Substitute unavailable clock source for functional test of device.

USERS

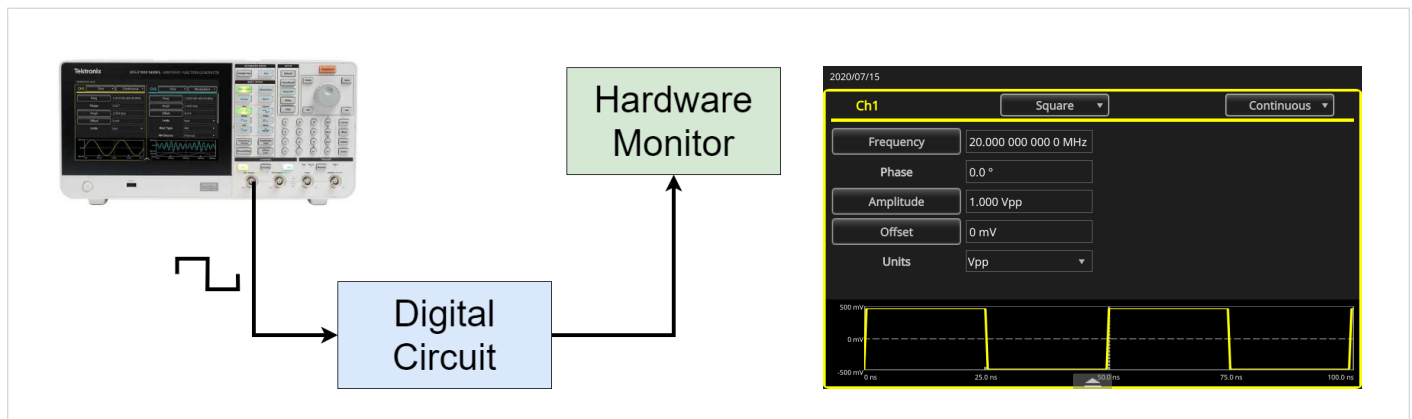
- Electronic test and design engineers who develop embedded and digital communication circuitry.

BENEFITS OF USING AN ARBITRARY FUNCTION GENERATOR

- Cost savings over dedicated pulse generators.
- Dual channels and floating outputs to generate differential signals.
- Pulse and square frequency range up to 160 MHz.

TIPS AND HINTS

- Differential clock signals, e.g. for PECL, LVPECL or LVDS, can be generated with a dual channel source with floating single-ended outputs.
- To generate a differential signal, configure waveform, frequency and amplitude in Channel 1 and duplicate inverted settings to Channel 2 via the CH1 Complement function on the quick settings menu. Then activate the synchronization mode by setting Frequency CH1=CH2 to On and initiating Align Phase.
- Disable any on-board clock source while driving the device with an external clock source.
- To avoid signal integrity degradations such as ringing or variable delay and amplitude, take care to obtain adequate impedance matching between the probe connecting to the signal source and the board trace.



* Recommended AFGs: Tektronix AFG31251 / AFG31252.

Characterization of Logic Devices – Timing Margin Test

TYPICAL APPLICATION

- Stimulate logic device with data and clock signal to characterize set-up and hold time.

USERS

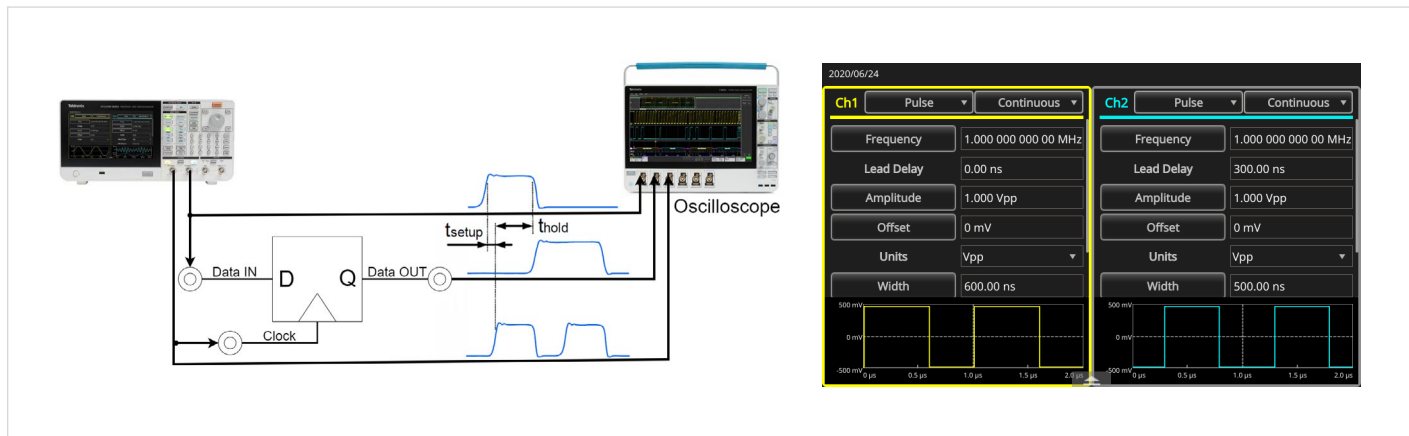
- Electronic design and test engineers who develop or use logic circuits.

BENEFITS OF USING AN ARBITRARY FUNCTION GENERATOR

- Dual channels that can easily be synchronized.
- Pulse width and delay between channels 1 and 2 adjustable on the fly.
- Ease of use and compact form factor.

TIPS AND HINTS

- Create two synchronous pulses, one for the clock and one for the data signal, with the data pulse wider than the clock pulse.
- Start out with the leading edge of the data pulse placed at the active clock edge, then delay the clock edge versus the data edge until the device output signals that the data is being registered. This is the setup time.
- Leave the leading edge of the data pulse in place, and reduce the delay between the trailing edge of the data and the active clock edge (by reducing the data pulse width) until the data is no longer registered. This is the hold time.
- Note that setup and hold times depend on the rise time of data and clock signals, input voltage levels, and operating voltage and temperature. To obtain relevant test results, set these parameters to match normal operating conditions.



*Recommended AFG: Tektronix AFG31252.

Characterize Phase Locked Loop (PLL) Circuits

TYPICAL APPLICATION

- Measure bandwidth and jitter transfer of phase locked loop (PLL) circuit.

USERS

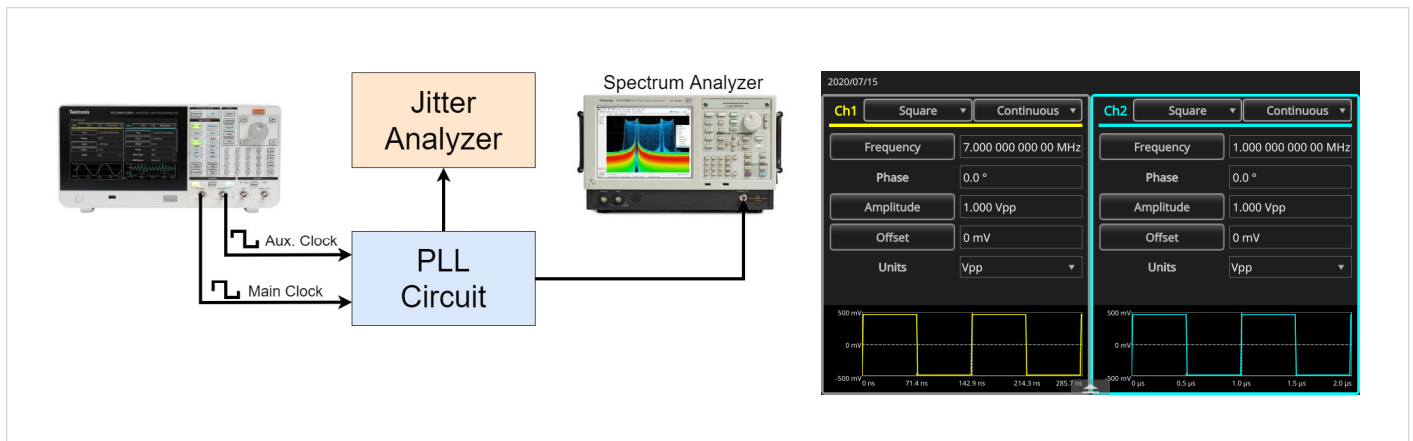
- Electronic design and test engineers working for:
 - Semiconductor companies that develop PLLs.
 - Datacommunication equipment manufacturers.

BENEFITS OF USING AN ARBITRARY FUNCTION GENERATOR

- Dual channels.
- Ease of use.
- Compact form factor.

TIPS AND HINTS

- Typical Application pulse width modulation to generate clock signals with a precise amount of jitter to stimulate the PLL for measuring its jitter tolerance and jitter transfer function.



Recommended AFG: Tektronix AFG31252.

Characterizing Operational Amplifiers

TYPICAL APPLICATION

- Measure phase shift, gain, overshoot, slew rate performance of operational amplifiers and buffer circuits.

USERS

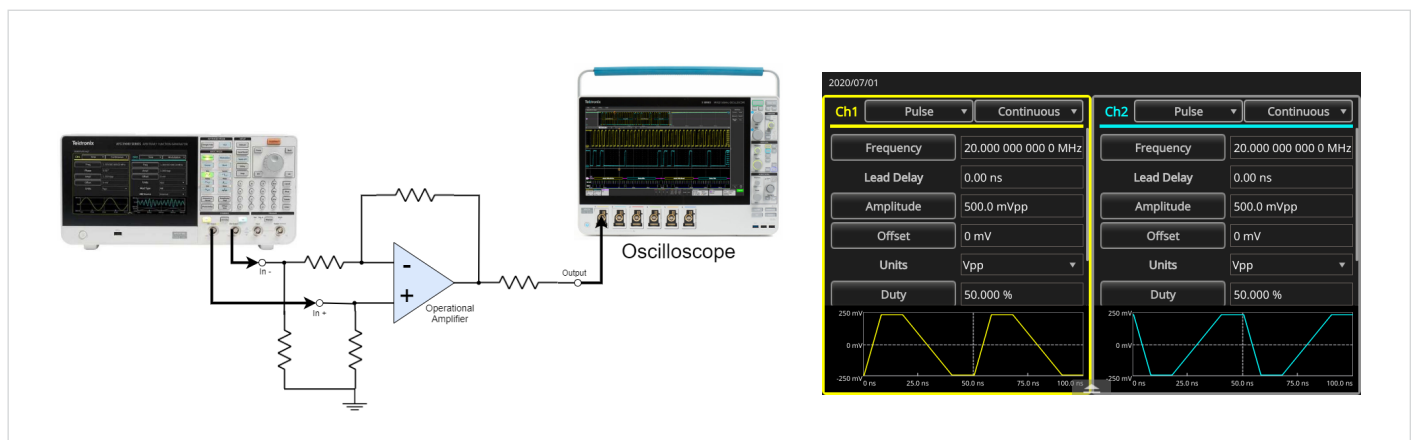
- Electronics design and test engineers working for semiconductor manufacturers developing operational amplifiers.

BENEFITS OF USING AN ARBITRARY FUNCTION GENERATOR

- Dual channels and floating outputs to generate differential signals.
- Ease of use, compact form factor.

TIPS AND HINTS

- To generate a differential signal, configure waveform, frequency and amplitude in Channel 1 and duplicate inverted settings to Channel 2 via the CH1 Complement function. Then activate the synchronization mode by setting Frequency CH1=CH2 to On and initiating Align Phase.
- Since operational amplifiers may behave in asymmetrical fashion, i.e., respond differently to a leading versus the trailing edge of an input pulse, the stimulus source should have independently adjustable rise and fall times.



Recommended AFG: Tektronix AFG31252.

Timing Margin Test of AFE (Analog Front End) for CCD Sensor

TYPICAL APPLICATION

- Determine sensitivity of AFE to falling edge time of input signal.

USERS

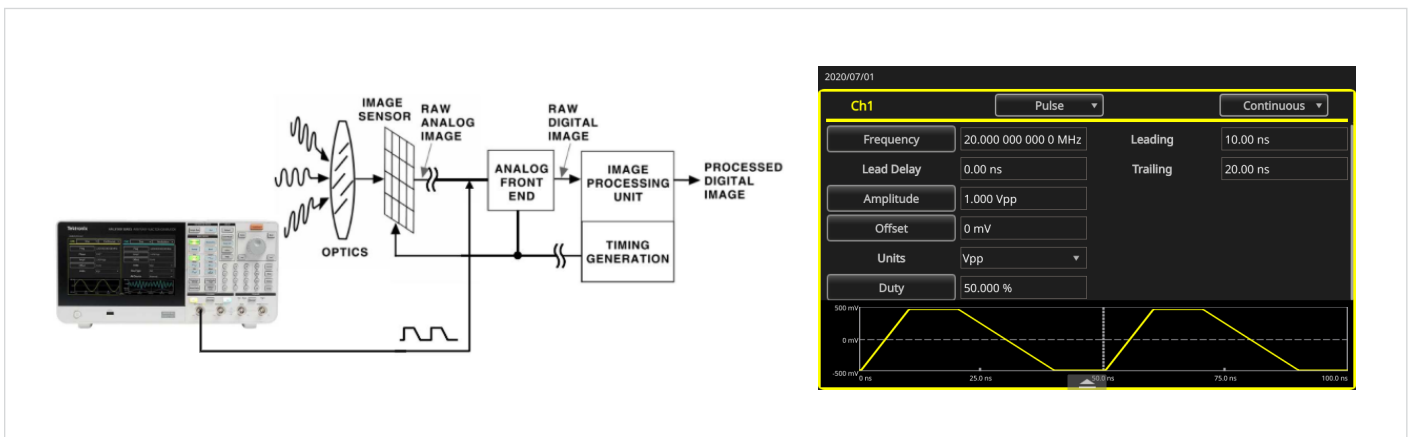
- Electronic design engineers who work on CCD sensor designs at semiconductor and electronics companies that develop digital imaging products.

BENEFITS OF USING AN ARBITRARY FUNCTION GENERATOR

- Pulse frequency up to 160 MHz.
- Rising and falling pulse edge times adjustable independently.
- Waveform parameter adjustments take immediate effect without interrupting test.

TIPS AND HINTS

- Set the generator's load impedance setting to match the impedance of the connected circuit so that the amplitude will display accurately.
- To isolate the AFE's sensitivity to trailing edge variations, only adjust the trailing edge time and hold the leading edge time constant.



Recommended AFG: Tektronix AFG31252.

Characterizing CCD Sensor – Delay Margin Test

TYPICAL APPLICATION

- Test delay margins of the clock input of the CCD circuit.

USERS

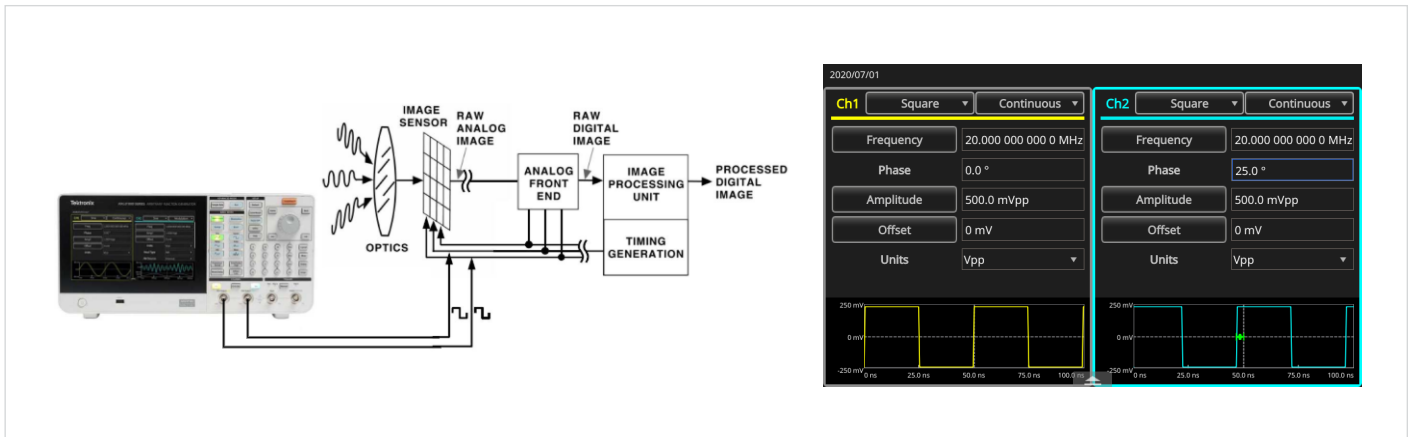
- Electronic design engineers who work on designs with CCD sensors at semiconductor and electronics companies that develop digital imaging technology.

BENEFIT OF USING AN ARBITRARY FUNCTION GENERATOR

- Square waves up to 160 MHz.
- Dual channels that can easily be synchronized.
- Fine adjustability of delay between channels 1 and 2.
- Convenient short-cut keys for quick access to delay parameter.

TIPS AND HINTS

- Activate the synchronization mode of the dual channel signal generator by setting Frequency CH1=CH2 to On and initiating Align Phase.
- Determine the delay margin by adjusting the phase delay between clock 1 and clock 2 continuously in fine increments until the circuit stops working properly.



Recommended AFG: Tektronix AFG31252.

Testing Audio DAC

TYPICAL APPLICATIONS

- Functional test of audio ADC and DAC.
- Evaluate clock frequency operating range of audio ADC and DAC.

USERS

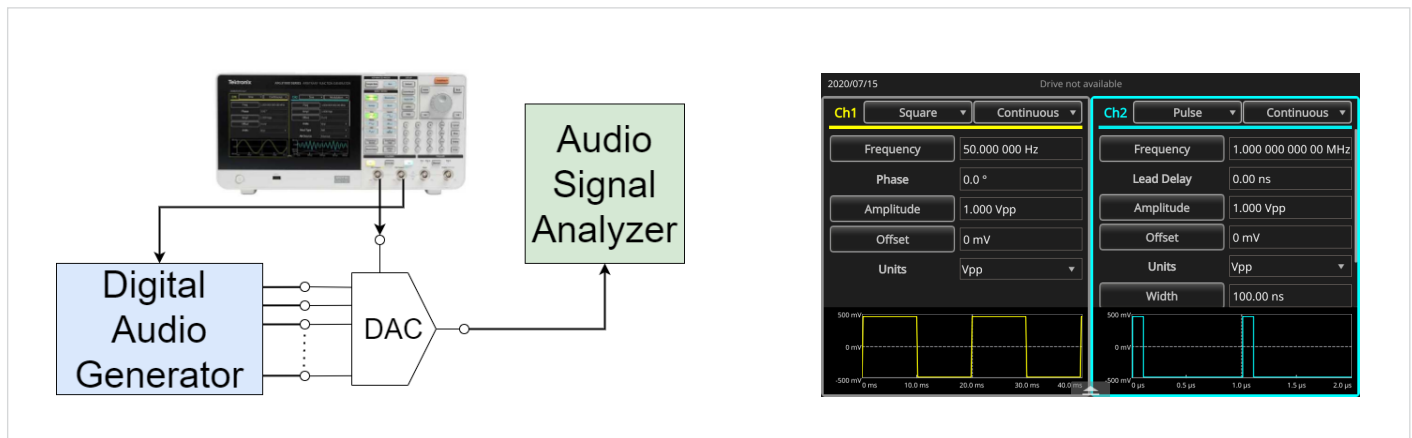
- Electronic design engineers working in semiconductor companies that design audio ADCs and DACs.

BENEFIT OF USING AN ARBITRARY FUNCTION GENERATOR

- Dual channels that can operate with independent timing.
- Good noise and jitter specifications.

TIPS AND HINTS

- To drive the DAC clock and control the audio generator with a dual channel arbitrary function generator, channels 1 and 2 must run in 'unsynchronized' mode.
- Disable any clock source on the DAC test board while driving the device with an external clock source.
- Set the generator's load impedance setting to match the impedance of the connected circuit so that the amplitude will display accurately.



Recommended AFG: Tektronix AFG31252.

Immunity from Power Supply Disturbances

TYPICAL APPLICATION

- Evaluate performance and immunity of electronic systems (PC motherboard, automotive electronic device, etc.) to power cycling, transients and disturbances in power supply.

USERS

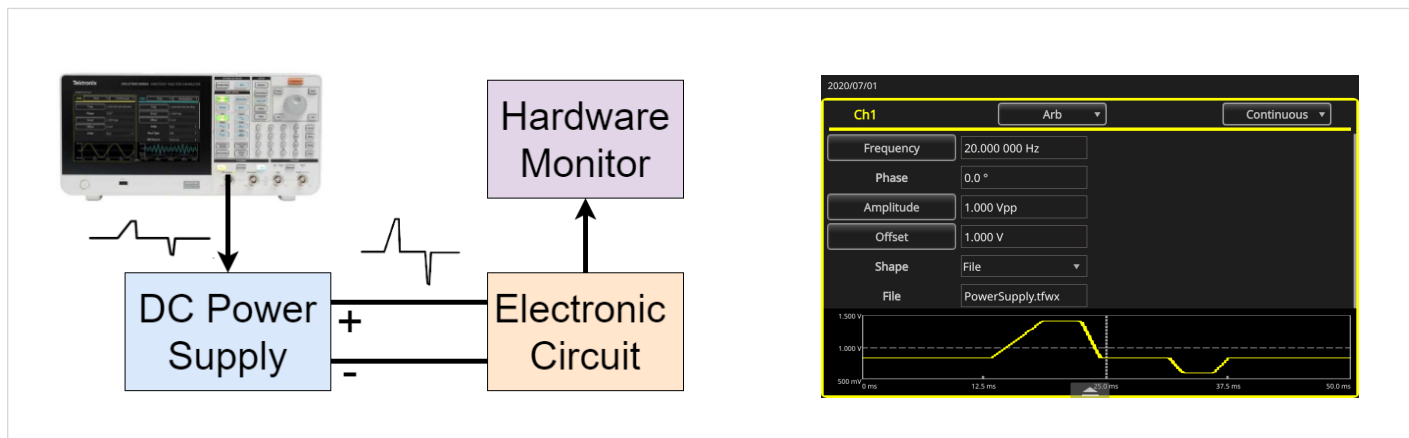
- Electronic design engineers designing computers, peripherals, embedded systems, or automotive electronics.

BENEFITS OF USING AN ARBITRARY FUNCTION GENERATOR

- Powerful waveform creation and editing capability of ArbBuilder on the unit or ArbExpress software for the PC.
- Ease of use and compact form factor of instrument.

TIPS AND HINTS

- Configure the generator's load impedance setting to match the impedance of the connected circuit so that the amplitude will display accurately.
- If shape of test waveform is prescribed as time and amplitude values, enter them in ArbBuilder or ArbExpress via Point Draw Table.



Recommended AFGs: Tektronix AFG31000 Series.

RF Related Applications

Measure Frequency Response of Bandpass Filter

TYPICAL APPLICATION

- Stimulate filter with swept sinewave and measure filter's frequency response with spectrum analyzer.

USERS

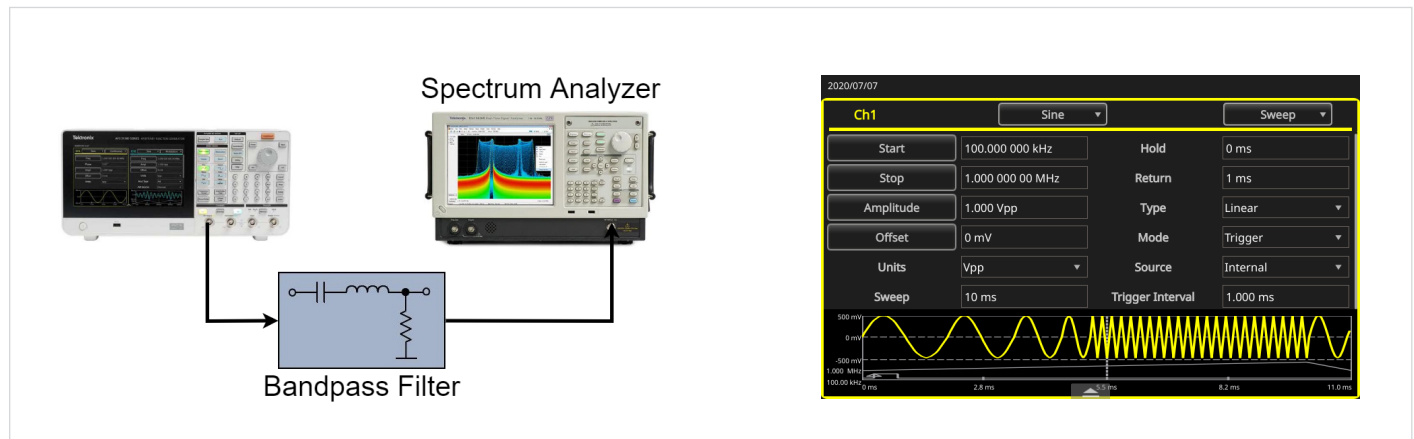
- Electronic design engineers working for filter vendors or wireless communication equipment vendors.
- Professors, lab managers working in student labs and universities.

BENEFITS OF USING AN ARBITRARY FUNCTION GENERATOR

- Ease of use.
- Large screen shows all relevant waveform and sweep parameters at a single glance for full confidence in correct settings.
- Compact form factor leaves more room on the bench for device and cables.

TIPS AND HINTS

- If only an oscilloscope is available, and no spectrum analyzer, trigger on the sweep start via the generator's trigger output, set the oscilloscope's time scale to match the generator's sweep time and interpret it as frequency values.



Recommended AFG: Tektronix AFG31000 Series.

Measure Intermodulation Distortion of RF Components

TYPICAL APPLICATION

- Stimulate RF components with dual tone to measure second and third order intermodulation distortion with a spectrum analyzer.

USERS

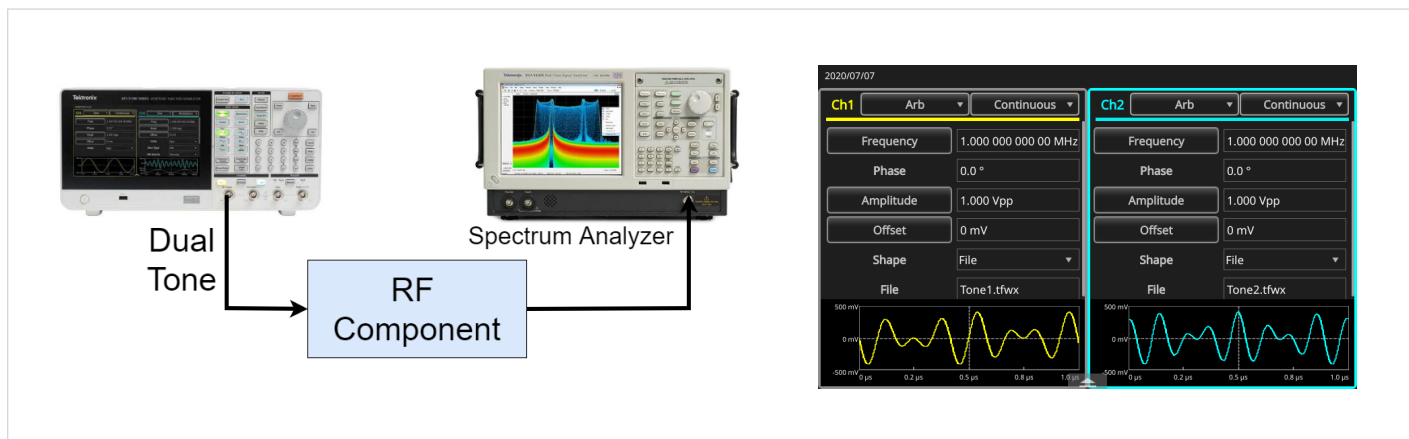
- Electronic design engineers designing or using RF amplifiers, gain blocks, mixers, modulators, connectors, splitters, couplers, relays, attenuators, PIN diodes, carbon resistors, coaxial cable, and others.

BENEFITS OF USING AN ARBITRARY FUNCTION GENERATOR

- Eliminates need for mixer to combine multiple signals.
- Ease of use reduces set-up time.
- Compact form factor saves room on the bench.

TIPS AND HINTS

- Create dual tone conveniently by creating each tone individually in ArbExpress and then adding them via waveform math.
- To avoid waveform discontinuities, define both tones with an integer number of waveform cycles.



Recommended AFG: Tektronix AFG31252.

Pulsed Noise–Figure Measurement

TYPICAL APPLICATION

- AFG generates two synchronous pulse signals to power up RF amplifier and trigger noise figure measurement on spectrum analyzer.

USERS

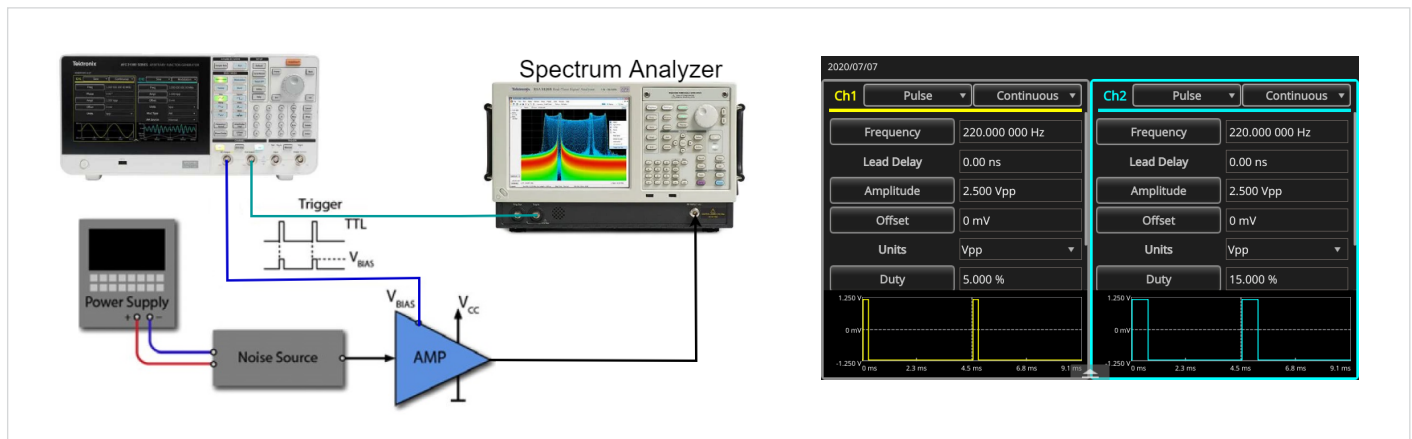
- RF design and test engineers developing components and systems for wireless communications for burst-type standards (TDMA, GSM, etc.), as well as radar and electronic warfare.

BENEFITS OF USING AN ARBITRARY FUNCTION GENERATOR

- Dual channels that can easily be synchronized.
- Ease of use.
- Saves cost and bench space compared to dedicated pulse generators.

TIPS AND HINTS

- Synchronize the dual channels of the AFG by setting Frequency CH1=CH2 and initiating Align Phase so that the spectrum analyzer measures the amplifier response during the switch on phase.
- Match the amplitude in Channel 1 to the bias level of the amplifier.
- Match the amplitude in Channel 2 to the trigger input of the spectrum analyzer.



Recommended AFG: Tektronix AFG31252.

Functional Test of RFID Receiver ICs

TYPICAL APPLICATION

- AFG simulates 4 bit RFID pattern and provides trigger signal for functional test of 134.2 kHz RFID receiver ICs.

USERS

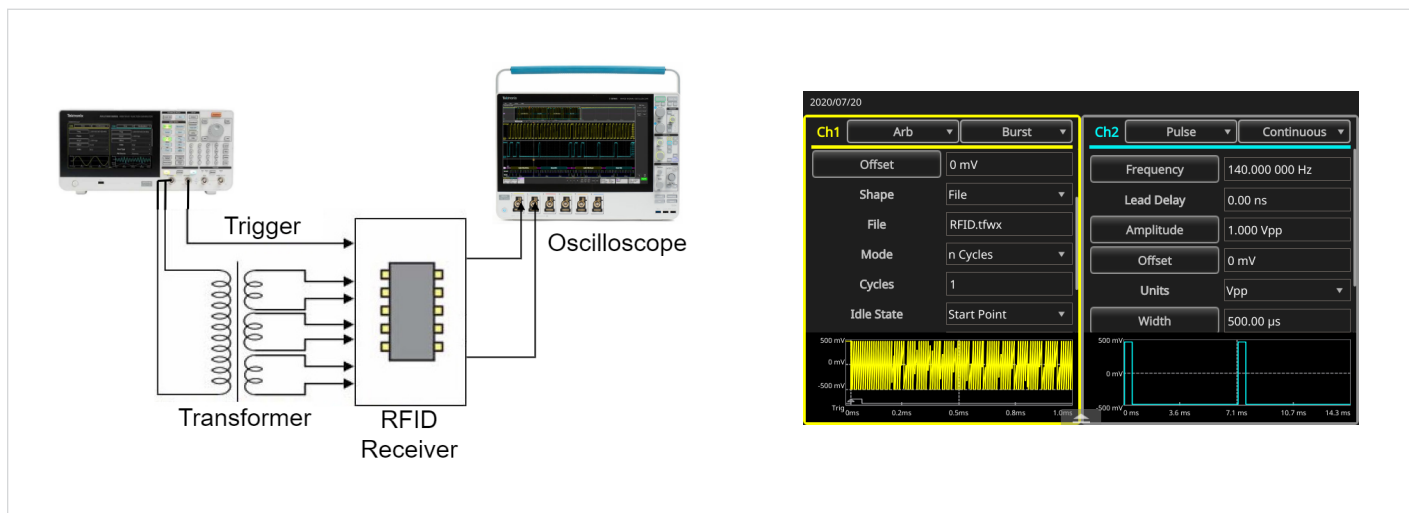
- Electronic design engineers working in semiconductor companies that design RFID ICs.
- Designers of RFID readers.

BENEFIT OF USING AN ARBITRARY FUNCTION GENERATOR

- Dual channels that can easily be synchronized to generate RFID signal and synchronous trigger signal.
- ArbExpress to define RFID pulses via mathematical formulas.

TIPS AND HINTS

- Activate the synchronization mode of the dual channel signal generator by setting Frequency CH1=CH2 to On and initiating Align Phase.
- If the RFID pulses are described via mathematical equations, create the waveforms via ArbExpress' equation editor.
- Set the signal period to match the time duration of the RFID signal.
- To test the receiver's sensitivity to frequency variations, adjust the signal period or frequency.
- To test the receiver's susceptibility to background noise, use the generator's Noise Add function.



Recommended AFG: Tektronix AFG31022.

EMC Radiation Testing

TYPICAL APPLICATION

- Measure radiation of ATIS* audio signal inside aircraft. AFG31252 feeds carrier modulated with audio signal from into communication system of aircraft.

USERS

- EMC test engineers working for aircraft manufacturers and companies that test aircraft communication systems.

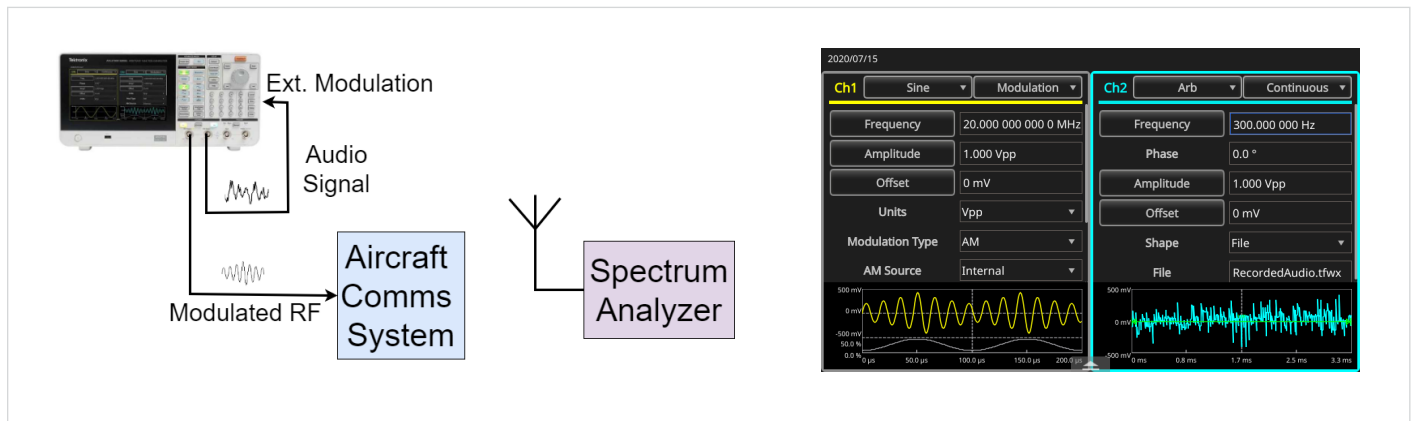
BENEFITS OF USING AN ARBITRARY FUNCTION GENERATOR

- Dual channels that can operate with independent timing.
- Sine wave frequency range up to 250 MHz.
- External modulation capability; compact form factor.
- AFG31252 replaces PC playing audio file, audio amplifier and RF generator.

TIPS AND HINTS

- Generate the carrier signal with Channel 1 in modulation mode with external source.
- Generate the audio signal as arbitrary waveform with Channel 2 and connect it to the modulation input of Channel 1.
- To create the waveform file for the audio signal, record it via microphone and oscilloscope, then import it into the arbitrary function generator via ArbExpress.
- Set the signal period in Channel 2 to match the time duration of the audio signal.

*Automated Terminal Information System



Recommended AFGs: Tektronix AFG31252.

Characterizing I/Q Modulators

TYPICAL APPLICATION

- Measure IQ gain imbalance, quadrature error, frequency response, carrier feed-through, side-band suppression ratio and up-converter losses.

USERS

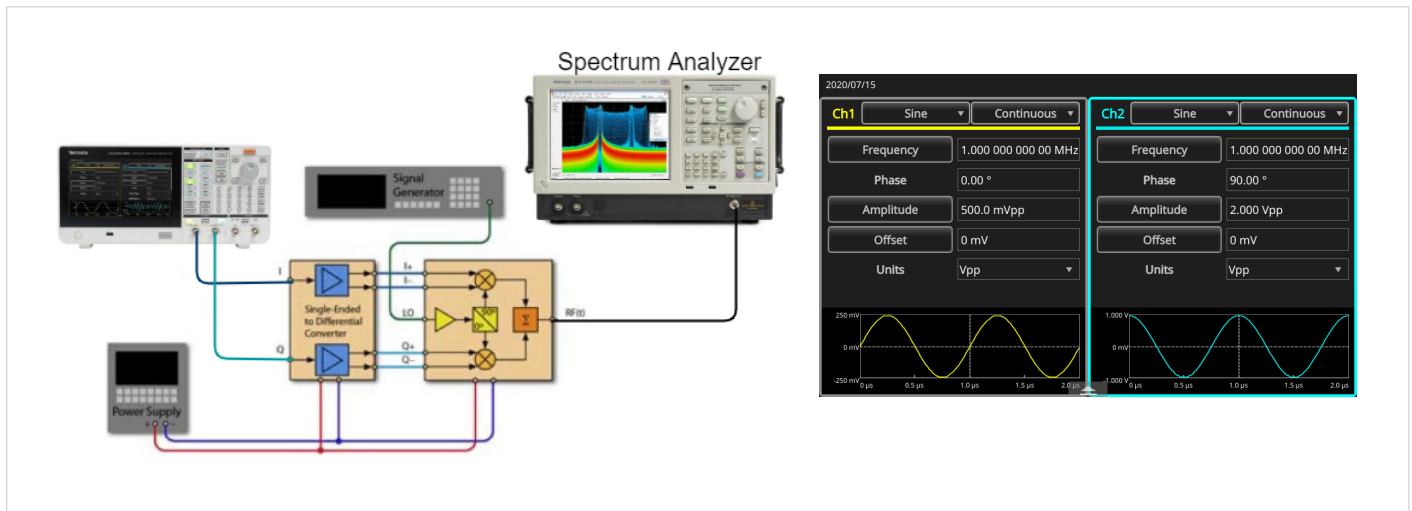
- Electronic design and test engineers working for semiconductor and wireless communication equipment manufacturers.

BENEFITS OF USING AN ARBITRARY FUNCTION GENERATOR

- Dual channels that can easily be synchronized.
- Phase delay between channels adjustable on the fly, without interrupting the test.
- 250 MHz sine wave frequency range.

TIPS AND HINTS

- Activate the synchronization mode of the dual channel signal generator by setting Frequency CH1=CH2 to On and initiating Align Phase.
- Determine gain and phase errors by adjusting amplitude and phase of one channel until undesired sideband power is minimized. The differences in amplitude and phase settings between channels 1 and 2 equal the gain imbalance and quadrature error.



Recommended AFGs: Tektronix AFG31252.

Education-Related Applications

Measure Frequency Response of Bandpass Filter

TYPICAL APPLICATION

- Stimulate filter with swept sine wave and measure filter's frequency response with spectrum analyzer.

USERS

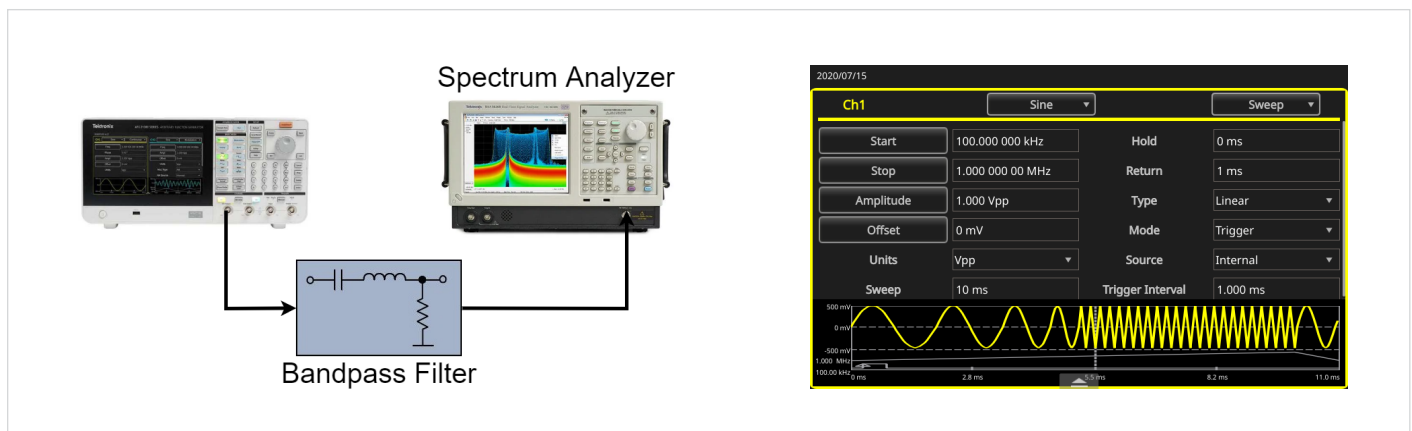
- Electronic design engineers working for filter vendors and wireless communication equipment vendors.
- Professors and lab managers working in student labs in universities.

BENEFITS OF USING AN ARBITRARY FUNCTION GENERATOR

- Ease of use.
- Large screen shows all relevant waveform and sweep parameters at a single glance for full confidence in correct settings.
- Compact form factor leaves more room on the bench for device and cables.

TIPS AND HINTS

- If only an oscilloscope is available, and no spectrum analyzer, trigger on the sweep start via the generator's trigger output, set the oscilloscope's time scale to match the generator's sweep time and interpret it as frequency values.



Recommended AFGs: Tektronix AFG31000 Series.

AM/FM Radio Test and Alignment

TYPICAL APPLICATION

- Measure IF bandwidth, align RF stage, measure audio bandwidth of FM receiver.

USERS

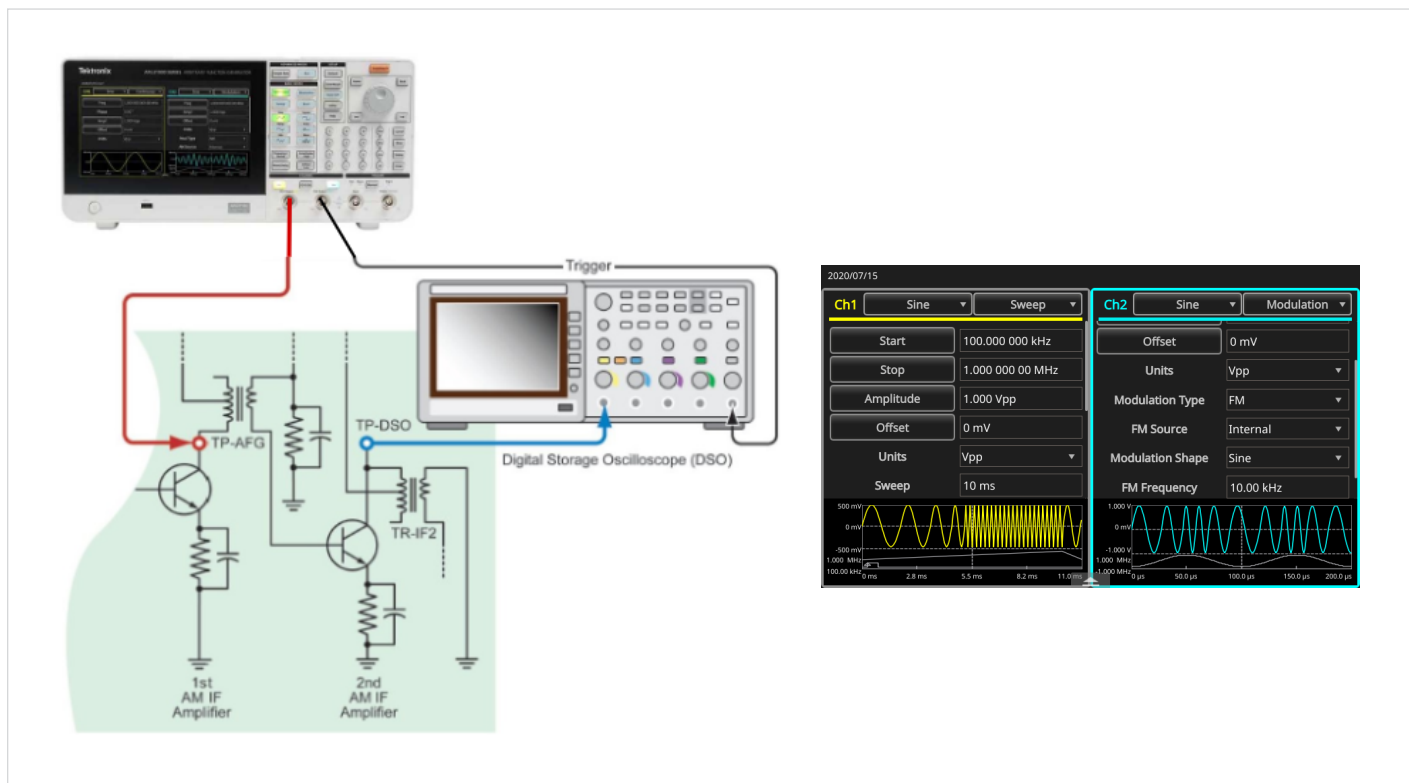
- Electronic design engineers working for AM/FM radio manufacturers.
- Professors and lab managers working in student labs in universities.

BENEFITS OF USING AN ARBITRARY FUNCTION GENERATOR

- Ease of use.
- Large screen shows all relevant waveform as well as sweep or modulation settings at a single glance for full confidence in correct settings.
- Compact form factor leaves more room on the bench for device and cables.

TIPS AND HINTS

- Configure the generator's load impedance setting to match the impedance of the connected circuit so that the amplitude will display accurately.



Recommended AFGs: Tektronix AFG31000 Series.

Automotive Applications

Test & Optimization of Engine Control Units

TYPICAL APPLICATION

- Simulate various automotive sensor signals, such as pressure, temperature, speed, rotation and angular position for functional test and optimization of engine control units (ECU) for automotive applications.

USERS

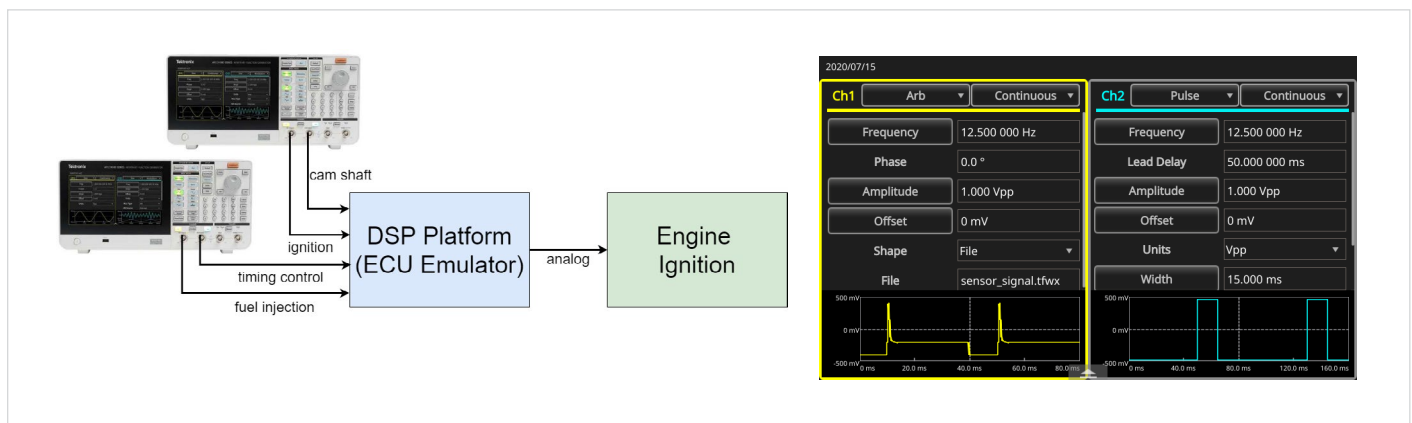
- Electronic design engineers working in automotive electronics

BENEFITS OF USING AN ARBITRARY FUNCTION GENERATOR

- Large display confirms all settings at a single glance.
- Amplitude can be entered as Vpp/Offset or as High/Low values.
- Powerful waveform creation and editing capability of ArbBuilder and ArbExpress.
- To eliminate the need for an external amplifier, use the AFG3011C to achieve up to 20 Vpp amplitudes.

TIPS AND HINTS

- Activate the synchronization mode of the dual channel signal generator by setting Frequency CH1=CH2 to On and initiating Align Phase.
- To synchronize the clocks multiple generators, use one generator as master and connect its Sync Clock output to the Sync Clock inputs of the other generators.
- To synchronize multiple generators in phase, set them into Burst – Inf-Cycles mode, and start them simultaneously via an external signal.



Recommended AFGs: Tektronix AFG31021, AFG31022, AFG3011C.

Simulation of Automotive Sensor Signals

TYPICAL APPLICATION

- Simulate crankshaft, camshaft, wheel, knock and other automotive engine sensor signals.

USERS

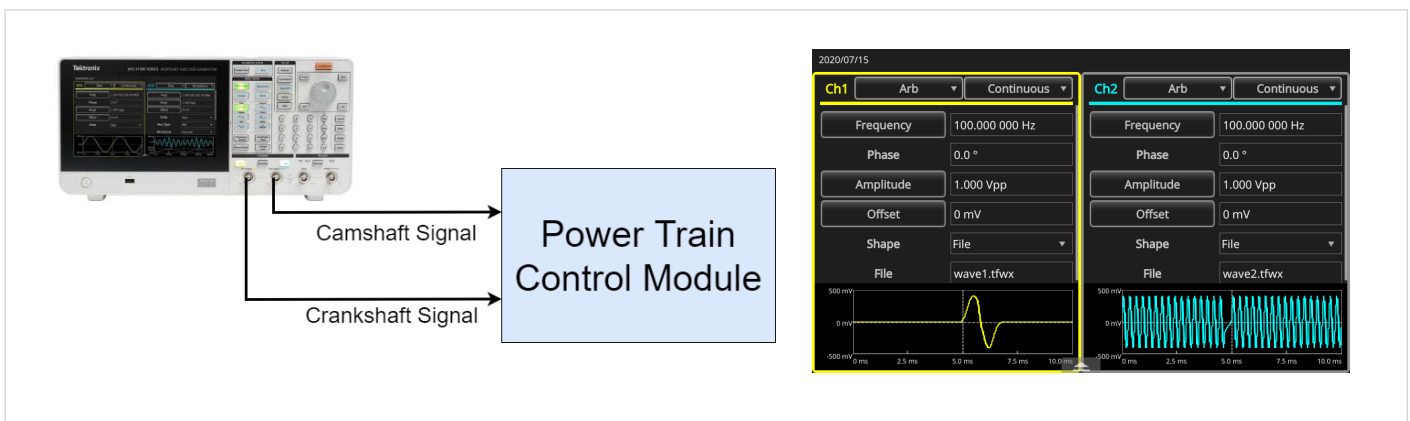
- Electronic design engineers designing electronic engine control systems for automobiles.

BENEFIT OF USING AN ARBITRARY FUNCTION GENERATOR

- Dual channels
- Powerful waveform creation and editing capability of ArbBuilder and ArbExpress.
- Ease of use and compact form factor of instrument.

TIPS AND HINTS

- Activate the synchronization mode of the dual channel signal generator by setting Frequency CH1=CH2 to On and initiating Align Phase.
- To create the waveform files, acquire the real-life signal with an oscilloscope, then import it into the arbitrary function generator via ArbExpress.



Recommended AFGs: Tektronix AFG31000 Series.

Characterize and Optimize Power MOSFET Circuitry in Automotive Electronics

TYPICAL APPLICATION

- Stimulate Power MOSFET circuitry with pulse signal to measure turn-on and turn-off delay, as well as rise and fall time.

USERS

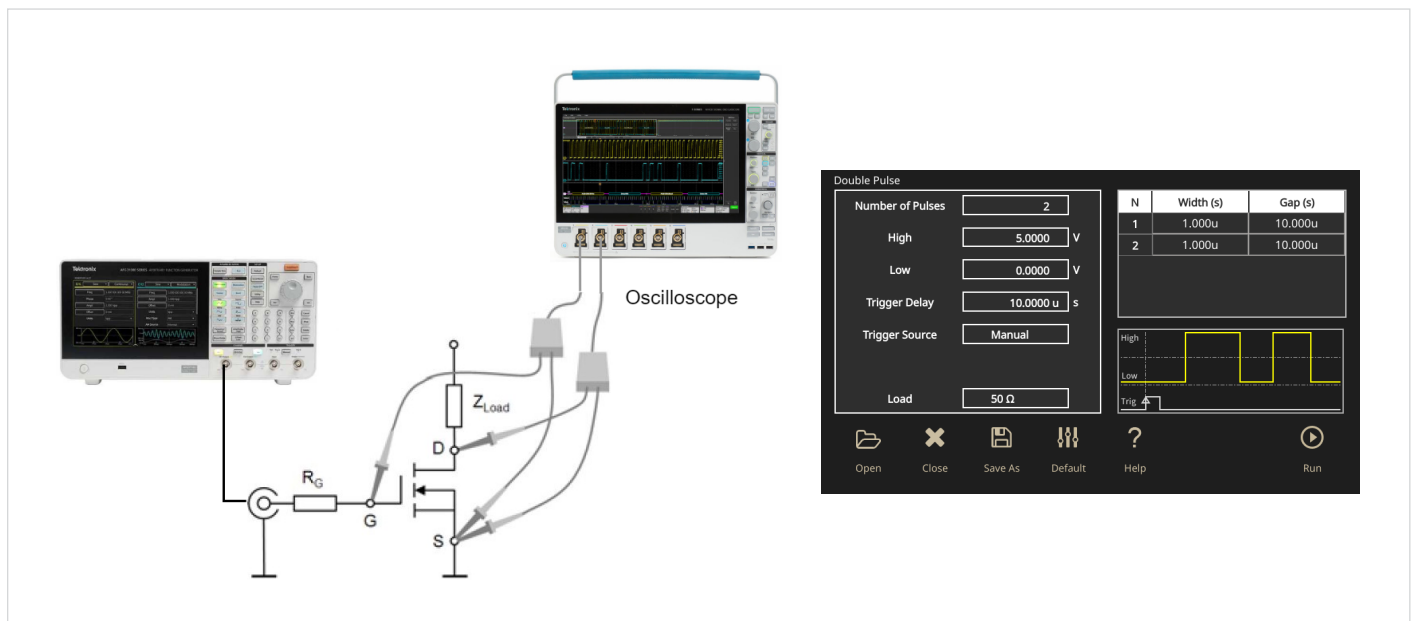
- Electronic design engineers designing motion control, power management, climate control, electronic stability systems, or integrated starter/alternators for automobiles.

BENEFITS OF USING AN ARBITRARY FUNCTION GENERATOR

- Built in Double Pulse app for AFG31000 Series reduces test set up time. (For more information on the Double Pulse app see the application note at <https://www.tek.com/document/application-note/double-pulse-test-tektronix-afg31000-arbitrary-function-generator>.)
- Compact form factor saves room on the bench.

TIPS AND HINTS

- Typical Application the Power Software Package for the MSO5 Oscilloscope to analyze the switching parameters of your power device quickly.



Recommended AFG: Tektronix AFG31000 Series.

Analyzing Switching Waveforms of IGBT Circuitry

TYPICAL APPLICATION

- Measure on and off switching characteristics of IGBT circuitry for ignition coil drives, motor controllers, safety-related systems in automobiles, and various industrial applications.

USERS

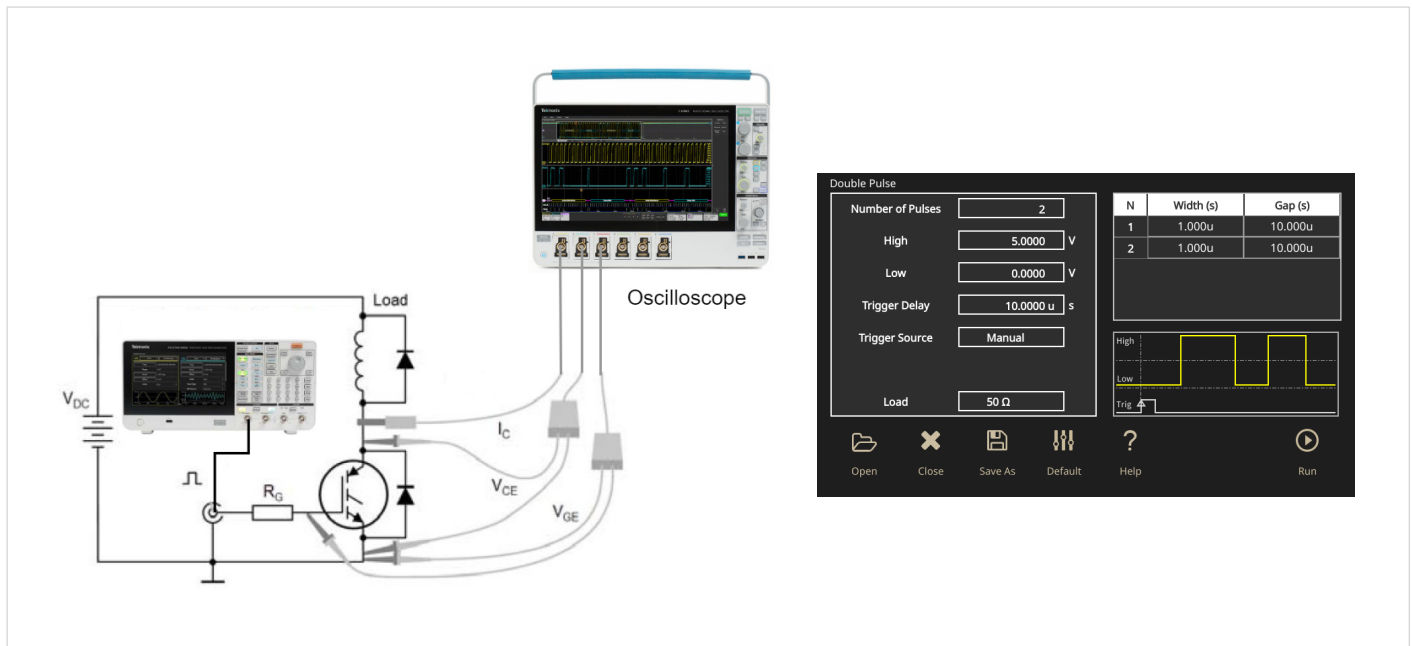
- Electronic design engineers working for:
 - Automotive electronics vendors who design motion control, power management, climate control, electronic stability systems, or integrated starter/alternators for automobiles.
 - Manufacturers of induction heating and welding equipment

BENEFITS OF USING AN ARBITRARY FUNCTION GENERATOR

- Built in Double Pulse app for AFG31000 Series reduces test set up time. (For more information on the Double Pulse app see the application note at <https://www.tek.com/document/application-note/double-pulse-test-tektronix-afg31000-arbitrary-function-generator>.)
- Compact form factor saves room on the bench.

TIPS AND HINTS

- Set the generator’s load impedance setting to match the impedance of the connected circuit so that the amplitude will display accurately.
- Typical Application the Power Software Package for the MSO5 Oscilloscope to analyze the switching parameters of your power device quickly.



Recommended AFG: Tektronix AFG31000 Series.

Medical Applications

Testing Pacemakers, Cardioverter Defibrillators, and other Implantable Medical Devices

TYPICAL APPLICATION

- The AFG simulates normal and irregular biomedical signals (e.g. heart fibrillation) for the functional test of medical devices.

USERS

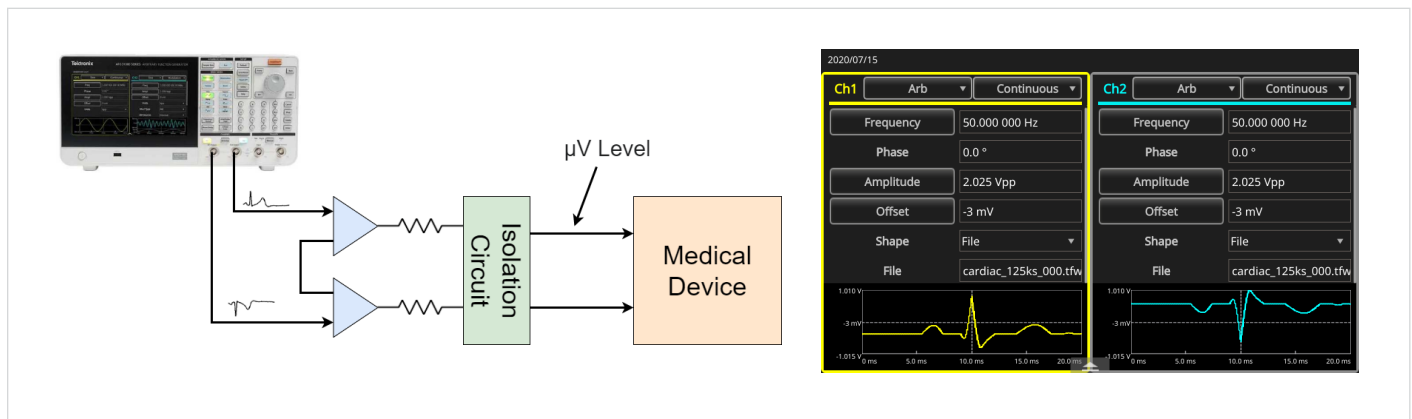
- Electronic design and test engineers designing medical devices.

BENEFITS OF USING AN ARBITRARY FUNCTION GENERATOR

- Tightly synchronized dual channels.
- Floating outputs to generate differential signals.
- Instrument's ease of use and compact form factor.

TIPS AND HINTS

- Acquire life signal with any Tektronix oscilloscope and convert to AFG waveform via ArbExpress software.
- After setting up Channel 1 with desired waveform, frequency and amplitude, duplicate inverse settings to Channel 2 via CH1 Complement function.
- Activate the synchronization mode of the dual channel signal generator by setting Frequency CH1=CH2 to On and initiating Align Phase.



Recommended AFGs: Tektronix AFG31022.

Testing Medical Ultrasound Equipment

TYPICAL APPLICATION

- Drive ultrasound transducer with sine wave bursts to test medical imaging system.

USERS

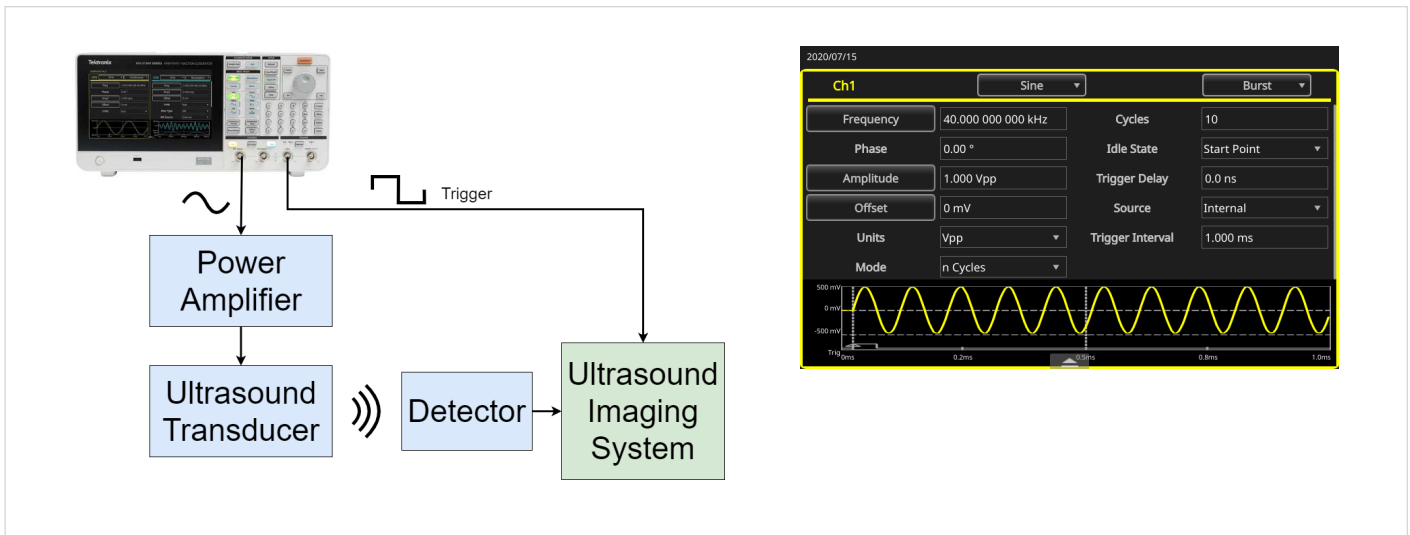
- Electronic design engineers developing medical ultrasound equipment.
- Researchers working in universities engaged in ultrasound research.

BENEFITS OF USING AN ARBITRARY FUNCTION GENERATOR

- Ease of use.
- Compact form factor.

TIPS AND HINTS

- Typical Application the trigger output to trigger the measurement device or imaging system at the beginning of every burst cycle.



Recommended AFGs: Tektronix AFG31102.

Testing Detector Circuit of Medical Ultrasound Equipment

TYPICAL APPLICATION

- Simulate ultrasound detector signal to characterize input circuit of medical ultrasound system.

USERS

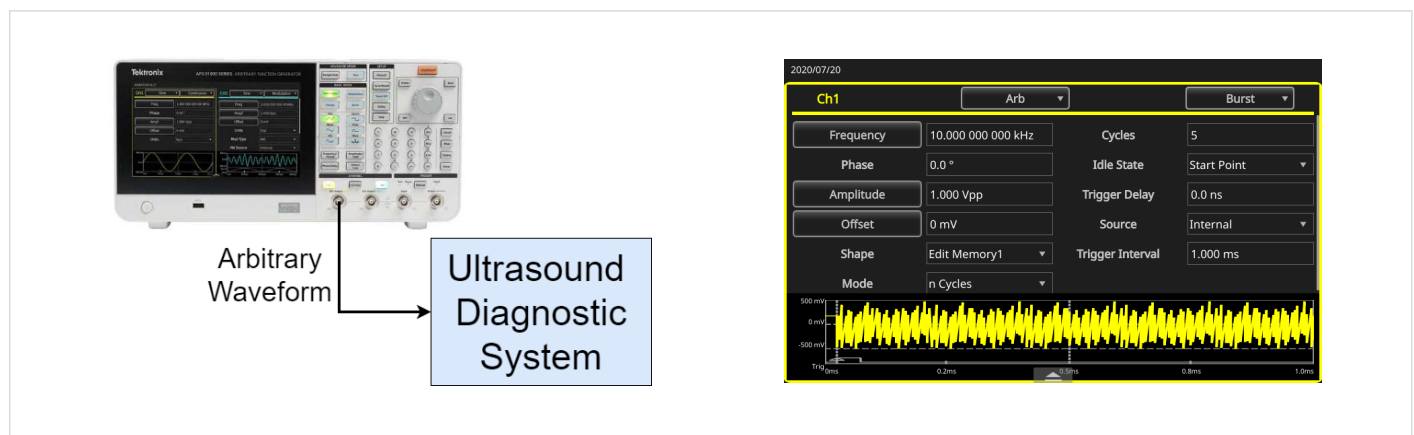
- Electronic design engineers working for medical diagnostic equipment manufacturers.
- Researchers working in universities engaged in ultrasound research.

BENEFIT OF USING AN ARBITRARY FUNCTION GENERATOR

- Ability to add noise and jitter internally.
- Ease of use.
- Compact form factor.

TIPS AND HINTS

- Add noise internally by activating Noise Add function in the quick settings menu for Channel 1.
- Add jitter internally by operating the instrument in Phase Modulation mode.



Recommended AFGs: Tektronix AFG31101/AFG31102.

Industrial Applications

Characterizing Dynamic Performance of Hydraulic Servo Valves

TYPICAL APPLICATION

- AFG stimulates servo valve with square wave to determine actuating time (step response), frequency response (Bode plot) and other specifications for datasheet.

USERS

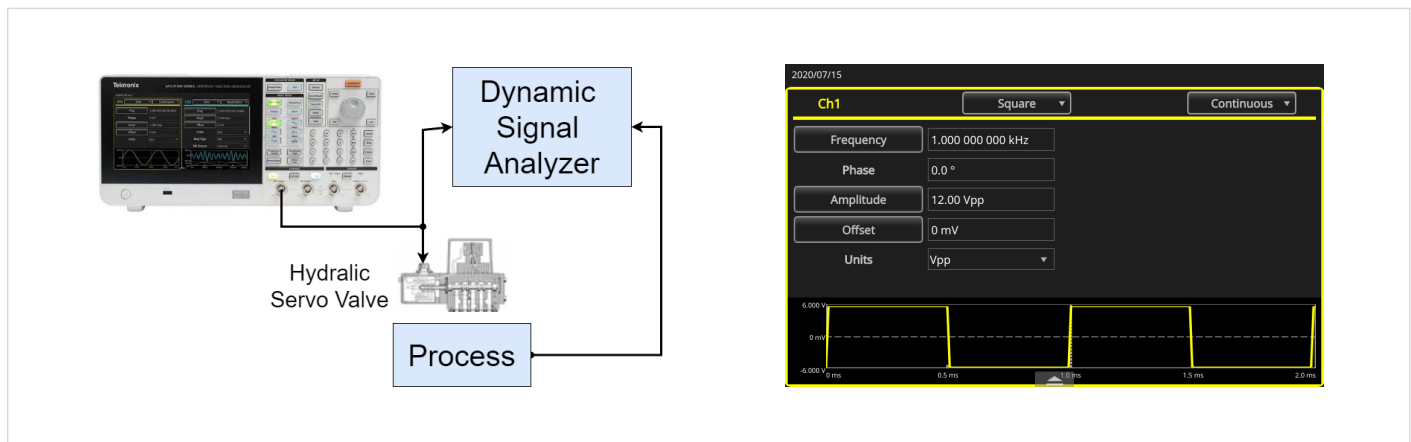
- Electromechanical design engineers involved in design and manufacture of hydraulic servo valves.

BENEFITS OF USING AN ARBITRARY FUNCTION GENERATOR

- Ability to generate variety of waveshapes (square, ramp, sine, arb).
- >10 Vpp to determine valve characteristics in overdrive.
- Ease of use.

TIPS AND HINTS

- Set the generator's load impedance setting to match the impedance of the connected circuit so that the amplitude will display accurately.
- To drive a device with 0 or 4 to 20 mA input, calculate the corresponding voltage settings for the generator based on the device's input impedance.



Recommended AFGs: Tektronix AFG31000 Series.

Research Applications

Driving and Modulating Laser Diodes

TYPICAL APPLICATION

- Drive laser diodes and electro-optical modulators for laser based communication systems.

USERS

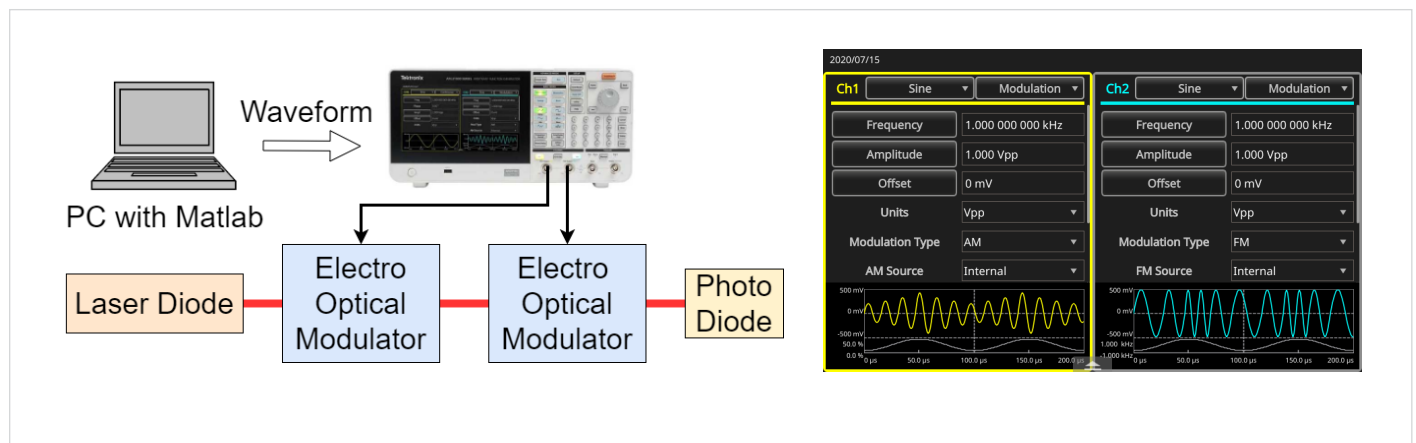
- Researchers working in universities and research institutes who are involved with optical communication

BENEFITS OF USING AN ARBITRARY FUNCTION GENERATOR

- Dual channels that can operate with independent timing and operating modes.
- Arbitrary waveforms up to 125 MHz.
- Versatility, ease of use.

TIPS AND HINTS


- Set the generator’s load impedance setting to match the impedance of the connected circuit so that the amplitude will display accurately.



Recommended AFG: Tektronix AFG31252.

Tektronix AFG31000 Series Arbitrary Function Generators

Better Testing Made Simple



Model	Channels	Sample Rate (Waveform Length)	Memory Depth	Output Bandwidth	Amplitude (into 50 Ω)
AFG31021	1	250 MSa/s	16 Mpts (Optional 128K)	25 MHz	1 mVp-p to 10 Vp-p
AFG31022	2	250 MSa/s	16 Mpts (Optional 128K)	25 MHz	1 mVp-p to 10 Vp-p
AFG31051	1	250 MSa/s (≤16K) 1 GSa/s (>16K)	16 Mpts (Optional 128K)	50 MHz	1 mVp-p to 10 Vp-p
AFG31052	2	250 MSa/s (≤16K) 1 GSa/s (>16K)	16 Mpts (Optional 128K)	50 MHz	1 mVp-p to 10 Vp-p
AFG31101	1	250 MSa/s (≤16K) 1 GSa/s (>16K)	16 Mpts (Optional 128K)	100 MHz	1 mVp-p to 10 Vp-p
AFG31102	2	250 MSa/s (≤16K) 1 GSa/s (>16K)	16 Mpts (Optional 128K)	100 MHz	1 mVp-p to 10 Vp-p
AFG31151	1	250 MSa/s (≤16K) 2 GSa/s (>16K)	16 Mpts (Optional 128K)	150 MHz	1 mVp-p to 5 Vp-p
AFG31152	2	250 MSa/s (≤16K) 2 GSa/s (>16K)	16 Mpts (Optional 128K)	150 MHz	1 mVp-p to 5 Vp-p
AFG31251	1	250 MSa/s (≤16K) 2 GSa/s (>16K)	16 Mpts (Optional 128K)	250 MHz	1 mVp-p to 5 Vp-p
AFG31252	2	250 MSa/s (≤16K) 2 GSa/s (>16K)	16 Mpts (Optional 128K)	250 MHz	1 mVp-p to 5 Vp-p

Contact Information:

Australia 1 800 709 465
Austria* 00800 2255 4835
Balkans, Israel, South Africa and other ISE Countries +41 52 675 3777
Belgium* 00800 2255 4835
Brazil +55 (11) 3759 7627
Canada 1 800 833 9200
Central East Europe / Baltics +41 52 675 3777
Central Europe / Greece +41 52 675 3777
Denmark +45 80 88 1401
Finland +41 52 675 3777
France* 00800 2255 4835
Germany* 00800 2255 4835
Hong Kong 400 820 5835
India 000 800 650 1835
Indonesia 007 803 601 5249
Italy 00800 2255 4835
Japan 81 (3) 6714 3086
Luxembourg +41 52 675 3777
Malaysia 1 800 22 55835
Mexico, Central/South America and Caribbean 52 (55) 56 04 50 90
Middle East, Asia, and North Africa +41 52 675 3777
The Netherlands* 00800 2255 4835
New Zealand 0800 800 238
Norway 800 16098
People's Republic of China 400 820 5835
Philippines 1 800 1601 0077
Poland +41 52 675 3777
Portugal 80 08 12370
Republic of Korea +82 2 565 1455
Russia / CIS +7 (495) 6647564
Singapore 800 6011 473
South Africa +41 52 675 3777
Spain* 00800 2255 4835
Sweden* 00800 2255 4835
Switzerland* 00800 2255 4835
Taiwan 886 (2) 2656 6688
Thailand 1 800 011 931
United Kingdom / Ireland* 00800 2255 4835
USA 1 800 833 9200
Vietnam 12060128

* European toll-free number. If not accessible, call: +41 52 675 3777

Rev. 02.2018

Find more valuable resources at tek.com

