

Collaborate, Analyze, Document Offline



TekScope Anywhere™ brings the power of the oscilloscope analysis environment to the PC. Users now have the flexibility to perform analysis tasks including timing, eye, and jitter analysis outside the lab. Waveform data and setups from Tektronix DPO/MSO5000, DPO7000C, or DPO/MSO70000C/D/DX Series oscilloscopes can quickly be shared between team members and remote sites, resulting in improved efficiency.

Key features

- Collaborate

- TekScope Anywhere™ runs on your PC- Better time and resource utilization; view, measure, and analyze data captured in your lab, independent of the oscilloscope hardware
- Composite Save/Recall Format- More accurate and repeatable results with composite Save/Recall files with both instrument setup and waveform data from your Tektronix DPO/MSO5000, DPO7000C, or DPO/MSO7000C/D/DX Series oscilloscope
- Compatible With Most Common Save/Recall Waveform Files- - Common analysis tools independent of the hardware acquisition, including; Tektronix, LeCroy, or Keysight oscilloscope formats (wfm, .csv, .h5, .tr0, .trc, and .bin)

- Analyze

- 50+ Parametric and Cursors Measurements- Test results confidence; common measurement library with your Tektronix Oscilloscope so results correlate
- Jitter Decomposition (option DJA required)- Faster Time-to-Answer; Conduct jitter analysis on your PC while traveling, in the lab, or at your customer's site; and get results that correlate with DPOJET
- Plots with zoom support - Interactive plots, including zoom functionality, enables isolation of DUT behavior including spectral content and jitter
- Plots with cursor support- Measure DUT performance, including eye height and eye width using cursors
- Arbitrary Filter Support- De-embed and embed cables, fixtures, or channel models using filters created with SDLA Visualizer

- Document

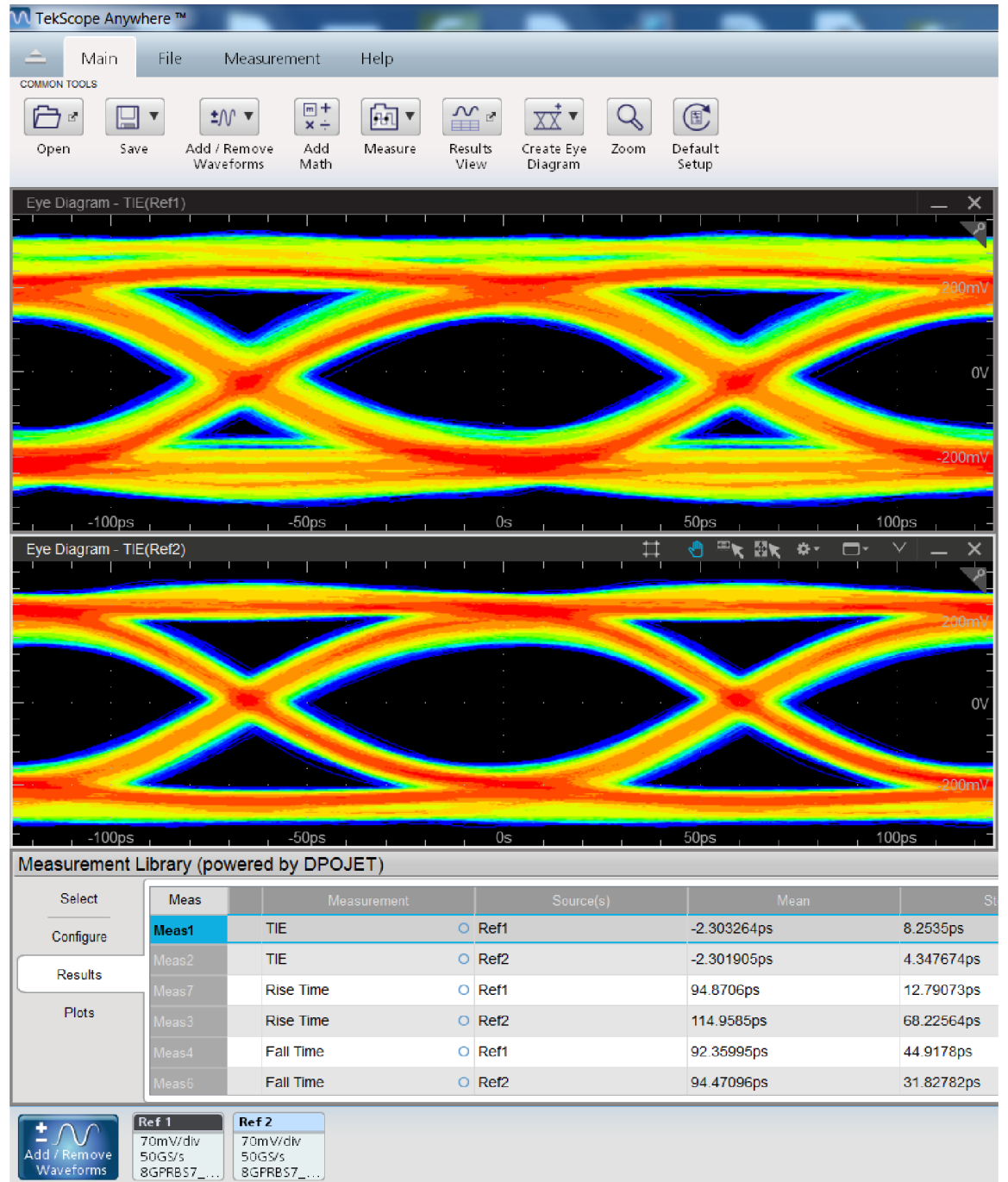
- Waveform Annotations- Share detailed analysis results; measurements, anomalies and points of interest for future reference, collaboration with suppliers, or communicating with team
- Reports- Easily document measurement results and configuration details with detailed test report
- Custom Display configuration- Group plots in multiple configurations with stacked or overlaid waveform view

Applications

- Compliance and Characterization- parametric measurements and jitter analysis for high speed serial interfaces
- Debug- share waveforms, measurements, and configuration details among distributed team members or suppliers to root cause the source of failures
- Simulation - quickly compare the results of lab measurements and simulations using common measurements and data visualization views

Measure

- Measurement library including over 70 measurements
- Cursors, Math and SDLA support
- Jitter and Eye Analysis



Collaborate

- Analyze data from multiple oscilloscope or simulation formats
- Share Setups Between 5K/7K70K Series Oscilloscopes



Analyze

- Quick access to common functions and waveform control, including pan zoom
- Integrated Waveform and Plot Display
- Flexible display allows grouping of plots and results

Collaborate and Archive

- Comprehensive report for results archiving and sharing
- Annotate using Screen Text

TekScope Anywhere™ overview

As systems become more complex, solutions that are convenient to use outside the lab and that enable collaboration between sites and customers are needed. These need range from easy ways to share data, the ability to run measurements outside the lab, and methods to correlation lab measurements with simulation results.

Collaborate – TekScope Anywhere™ runs on your PC, Enabling analysis of data captured in your lab. Sessions can easily be saved on your Tektronix Oscilloscope and recalled. In addition, to Tektronix waveforms other file formats Are supported including, wfm, .csv, .h5, .tr0 Enabling correlation activities.

Analyze – Measurement results use a common measurement library with your Tektronix oscilloscope so results correlate. TekScope Anywhere™ supports a range of measurements Including parametric, jitter and eye measurements. Plots can be customized and are interactive with Zoom and cursor controls allowing custom views to share.

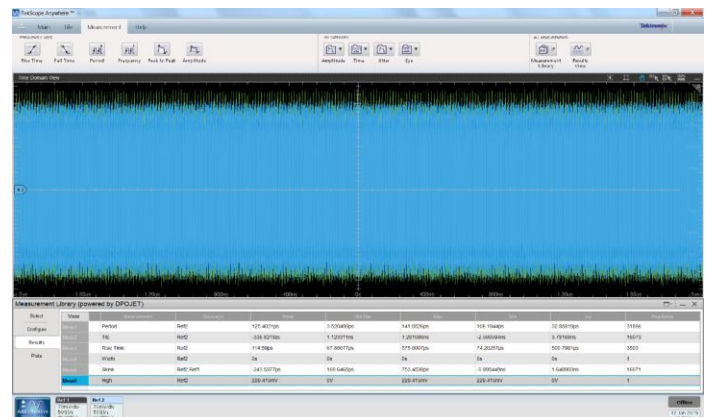
Document – Results and views can be saved as a session file and archived for Later use or sent to a colleague or supplier for a debug session. Alternatively, results can be archived and saved in .pdf or mht format using the report generator. The report can be customized to include the information of interest including: configuration details, measurement results, and plots.

Collaboration and setup sharing

Sharing data acquired on the oscilloscope for offline analysis is easily supported with the TekScope session export utility and TekScope Anywhere™ offline analysis software. When sharing data for remote debug sessions or for archiving for future use it is often necessary to save the entire oscilloscope configuration including measurement configuration and waveform data. The session export utility on your Tektronix DPO/MSO5000, DPO7000C, or DPO/MSO70000C/D/DX Series oscilloscope creates a single file with all the necessary information to recreate the setup for analysis using TekScope Anywhere™.



Export Session utility enables saving the instrument state from a Tektronix DPO/MSO5000, DPO7000C, or DPO/MSO70000C/D/DX oscilloscope for use on TekScope Anywhere™



Oscilloscope setup recalled on TekScope Anywhere™

Reports for data archive

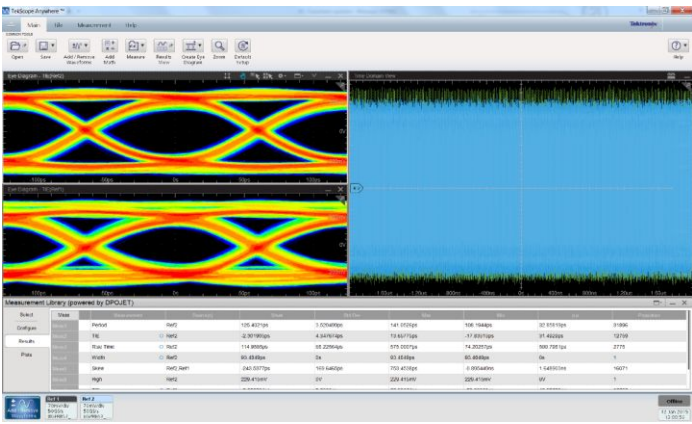
After analysis is complete a report can be generated to share or archive. Configuration options, including the ability to include plots or configuration details, allowing the user to specify the information that goes in the report. Reports can be archived as an .mht or .pdf file.



Complete test report includes setup details, measurement configuration and results, and plots

Waveform correlation between lab or simulation results

A common issue that arises when taking lab measurements is correlation between instrumentation and simulation. The source of differences can be related to a difference in measurement algorithms. It is often desired to compute the measurement results in a common analysis environment. TekScope Anywhere™, allows the user to import multiple waveform formats, including .wfm, .csv, .bin, .trc, and .tr0. For example, the user can simultaneously compare the eye opening of a waveform captured in the lab vs. a simulated waveform or waveform captured on a different oscilloscope.



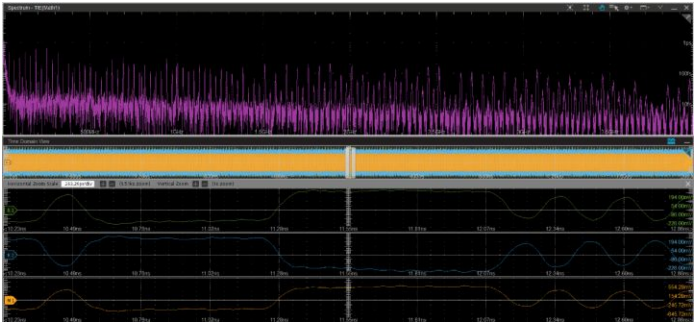
Side by side analysis of lab measurements vs. simulation in a common view

Customizable display

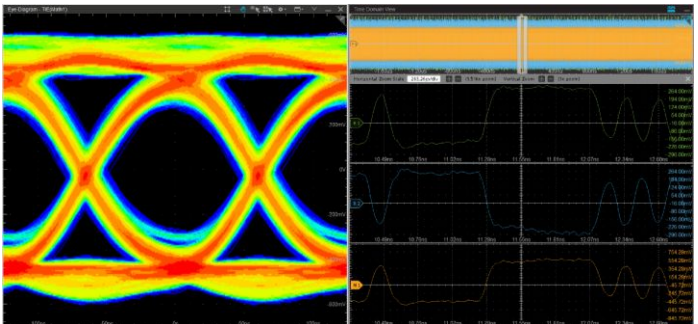
Waveform analysis is no longer constrained to a single oscilloscope display, TekScope Anywhere™ allows the user to be in control of their analysis environment.

Two options are available for waveform viewing, overlay mode as shown in the image above or stacked mode as shown in the images on the right. The user can simply toggle between the two modes based on the required analysis. For example, when looking at edge crossings between two data signals, overlay mode may be preferred. As the number of waveforms grows, stacked mode is typically preferred.

Other scenarios require the evaluation of waveforms and plot data, including eye diagrams, spectrums, bathtub plots, or histograms. Plots can be viewed in the same window as the waveform or in cases where additional screen real estate is needed a group of plots can be created and displayed on a second monitor. Within the group of plots, the user has the flexibility to customize the layout by simply dragging and dropping the plots within the display. For example, when viewing the jitter spectrum or FFT of a waveform, a stacked view may be preferred as shown below. Alternatively, a side by side view is possible as shown in the image below.




Stacked view of time domain waveform and jitter spectrum

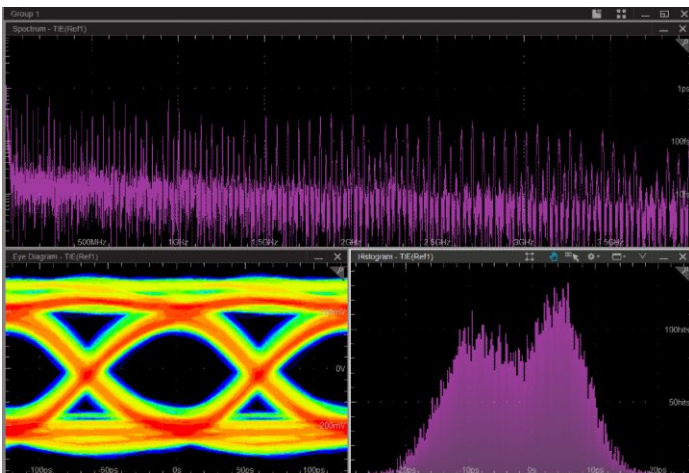


Side-by-side view of eye diagram and waveforms shown in individual views

In the event that a single display is not sufficient to view the necessary plots, they can quickly be grouped and moved to a second monitor. Once grouped, the user has the flexibility to customize the layout and the ability to view the plots in either tabbed or grid mode. Tabbed mode provides a maximized view of an individual plot while allowing the user to click on the other tabs to toggle between the plots. Grid mode provides a single view of all the plots in the group. The following two images contain the same group of plots, however, the top image is in tabbed mode and the bottom image is in grid mode. The user can quickly toggle between the two modes using the icons on the group toolbar.



Plot group with Eye Diagram, Spectrum, and Histogram shown in tabbed view

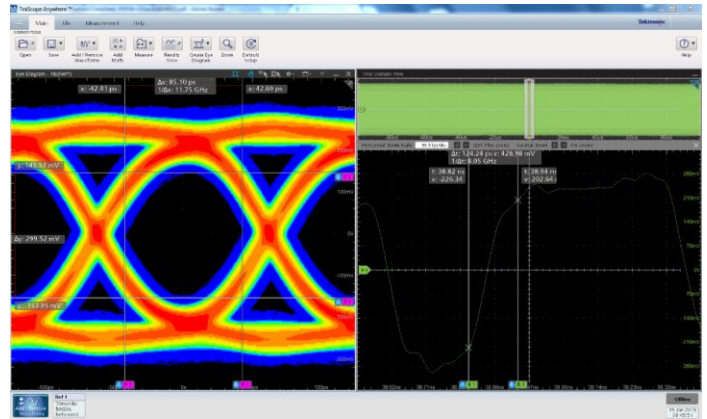


Plot group with Eye Diagram, Spectrum, and Histogram shown in grid view

Waveform zoom and cursors

Interactive plots with zoom and cursors – Plots provide a deep level of understanding of system behavior. It is often desired to zoom in on plot data, some common reasons to zoom on plots include placing cursors to take measurements at precise locations on an eye diagram or to view jitter at a specific frequency. Many of today's high speed serial interfaces use Spread Spectrum Clocking (SSC), resulting in low frequency jitter around 33 kHz. By default a spectral plot will show the entire jitter content of the signal, however, it is often desired to look at a specific range of spectral content. Zooming enables precise viewing of the portion of the plot of interest. While zoomed in the overview window always provides context of the zoomed area in relation to the entire plot.

Cursor support for plots and waveforms can provide additional measurement details. For example, the eye height and eye width of a waveform can be determined using cursors, or the eye opening at a specific BER level can be determined by evaluating the bathtub plot.



Cursor measurements with prominent readouts provide quick results for both plot and waveform data

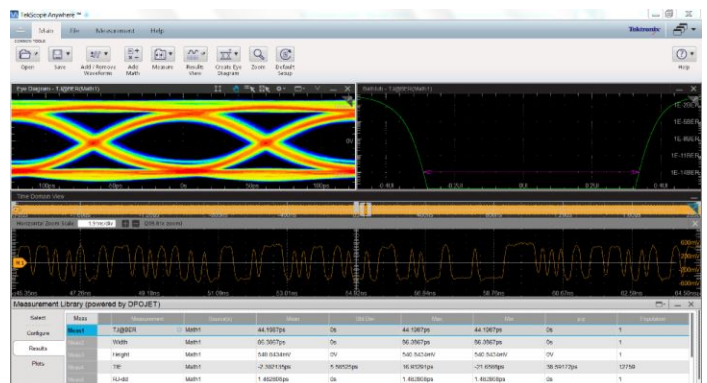
De-embed, Embed, and Equalize

With today's high speed serial interfaces, it is often necessary to apply post processing to the acquired waveform before measurements are taken. For measurements at the near end or transmitter output, it is common to de-embed the effects of the measurement circuit. Using SDLA Visualizer on a Tektronix 70K Series Oscilloscope, de-embed filters can be created and then used in TekScope Anywhere™.

Likewise, when doing far end measurements or measurements at the receiver, it is necessary to apply equalization and in some cases embed channel properties. CTLE equalization filters, created by SDLA Visualizer, can open closed eyes in TekScope Anywhere™.

Optional analysis solutions

Jitter analysis (option DJA) – Jitter Analysis in TekScope Anywhere™ uses the DPOJET measurement framework, which is available on Tektronix DPO/MSO5000, DPO7000C, or DPO/MSO70000C/D/DX Series oscilloscopes. DPOJET is the premiere eye-diagram, jitter, and timing analysis package available for real-time oscilloscopes. With comprehensive jitter and eye-diagram analysis and decomposition algorithms Tekscope Anywhere™ with option DJA simplifies discovering signal integrity concerns and jitter and their related sources in today's high-speed serial, digital, and communication system designs.



Jitter and Eye analysis of a PCI Express Gen 3 link

Specifications

General

Time measurements	Period, Frequency, Rise Time, Fall Time, Rise Slew Rate, Fall Slew Rate, High Time, Low Time, + Width, - Width, Setup, Hold, Skew, N-Period, + Duty Cycle, - Duty Cycle, CC-Period, + CC-Duty, - CC-Duty, SSC Profile, SSC Frequency Deviation, SSC Frequency Deviation Minimum, SSC Frequency Deviation Maximum, SSC Modulation Rate, Time Outside Level
Amplitude measurements	Amplitude, Max, Min, High, Low, DC Common Mode, AC Common Mode, Cycle Overshoot, Cycle Undershoot, Peak to Peak, RMS, AC RMS, Cycle RMS, + Overshoot, - Overshoot, Mean, Cycle Mean, Cycle Min, Cycle Max, V-Diff-Xovr, Cycle Pk-Pk, T/nT Ratio, Bit High, Bit Low, Bit Amplitude
Jitter measurements	TIE, Phase Noise
Jitter measurements (requires option DJA)	TIE, RJ, RJdd, TJ@BER, DJ, DJdd, PJ, DDJ, DCD, J2, J9, SRJ, F/N
Eye measurements (requires option DJA)	Width, Width@BER, Height, Height@BER, Eye High, Eye Low, QFactor
Plots	Histogram, Spectrum*, Eye Diagram, Bathtub*, Time Trend (plots with * require option DJA)
Supported math functions	+, -, *, /, Integral, Derivative, Arbfilt, FFT Magnitude and Phase
Advanced math functions	^, <, <=, >, >=, !=, Inv, (,), Time Point Gating (GATE {y1,y2} expression), log, ln, Exp, Sqrt, Floor, Ceil, Fabs, Sin, Cos, Tan, Asin, Acos, Atan, Sinh, Cosh, Tanh, Intg, Diff, Min, Max, Avg, - (negate)
Supported waveform types	.wfm, .csv, .h5, .tr0, .bin, .trc
Waveform Controls	
Zoom	Horizontal or Horizontal and Vertical
Cursors	Waveform or Screen
Plot controls	
Zoom	Horizontal or Horizontal and Vertical
Cursors	Waveform or Screen
Number of views	
Waveform Views	1 with the ability to configure in stacked or overlay mode. Up to 12 waveforms can be viewed simultaneously
Available outputs	
Report	Comprehensive report with measurement results, plots, and system configuration details available in .pdf or .mht formats
Composite Setup	Single file for saving waveforms, measurements, and configuration details

Minimum system configuration

System requirements	Intel® Pentium® 4 or AMD Athlon® 64 processor (2 GHz or faster)
	Windows 7 SP1, Windows 8, or Windows 8.1
	4 GB of RAM, 8 GB Recommended
	5 GB of available hard disk space, 10 GB recommended (exact space is dependent on the number of waveforms and their size)
	1366x768 display (1920x1080 recommended)
	OpenGL® 2.0, 32-bit color, and 1 GB of VRAM

Ordering information

The TekScope Anywhere™ software can be downloaded for free from www.tektronix.com. Software is enabled by a key code. The Base Viewer is available as either a fixed or floating license. Fixed licenses are tied to a specific PC. Floating licenses can be shared between multiple PCs. Software options are available as either fixed or floating licenses. All floating licenses can be shared between PCs and Tektronix Oscilloscopes.

Base Viewer

Product	Description
TekScopeNL-BAS	TekScope Anywhere™ Waveform Analysis and Visualization Node Locked License
TekScopeFL-BAS	TekScope Anywhere™ Waveform Analysis and Visualization Floating License
TekScopeFT-BAS	TekScope Anywhere™ Waveform Analysis and Visualization Floating Trial License

For new or existing TekScope Anywhere™ users who wish to add software options

Product	Description
TekScopeNL-DJA	DPOJET Advanced Jitter Analysis for TekScope Anywhere™ Node Locked License
TekScopeFT-DJA	DPOJET Advanced Jitter Analysis for TekScope Anywhere™ Floating Trial License
DPOFL DJA	DPOJET Jitter and Eye Analysis floating license for use with TekScope Anywhere™ or DPO/DSA/MSO70000C/D/DX, DPO7000C, or DPO/MSO5000 Oscilloscopes

For users of Tektronix DPO/DSA/MSO70000C/D/DX, DPO7000C, or DPO/MSO5000 Series Oscilloscopes who wish to share their floating licenses between TekScope Anywhere™ and their oscilloscope

Product	Description
DPOFL DJA	DPOJET Jitter and Eye Analysis floating license for use with TekScope Anywhere™ or DPO/DSA/MSO70000C/D/DX, DPO7000C, or DPO/MSO5000 Oscilloscopes



Tektronix is registered to ISO 9001 and ISO 14001 by SRI Quality System Registrar.



Product(s) complies with IEEE Standard 488.1-1987, RS-232-C, and with Tektronix Standard Codes and Formats.



Product Area Assessed: The planning, design/development and manufacture of electronic Test and Measurement instruments.

ASEAN / Australasia (65) 6356 3900
Belgium 00800 2255 4835*
Central East Europe and the Baltics +41 52 675 3777
Finland +41 52 675 3777
Hong Kong 400 820 5835
Japan 81 (3) 6714 3010
Middle East, Asia, and North Africa +41 52 675 3777
People's Republic of China 400 820 5835
Republic of Korea 001 800 8255 2835
Spain 00800 2255 4835*
Taiwan 886 (2) 2656 6688

Austria 00800 2255 4835*
Brazil +55 (11) 3759 7627
Central Europe & Greece +41 52 675 3777
France 00800 2255 4835*
India 000 800 650 1835
Luxembourg +41 52 675 3777
The Netherlands 00800 2255 4835*
Poland +41 52 675 3777
Russia & CIS +7 (495) 6647564
Sweden 00800 2255 4835*
United Kingdom & Ireland 00800 2255 4835*

Balkans, Israel, South Africa and other ISE Countries +41 52 675 3777
Canada 1 800 833 9200
Denmark +45 80 88 1401
Germany 00800 2255 4835*
Italy 00800 2255 4835*
Mexico, Central/South America & Caribbean 52 (55) 56 04 50 90
Norway 800 16098
Portugal 80 08 12370
South Africa +41 52 675 3777
Switzerland 00800 2255 4835*
USA 1 800 833 9200

* European toll-free number. If not accessible, call: +41 52 675 3777

For Further Information. Tektronix maintains a comprehensive, constantly expanding collection of application notes, technical briefs and other resources to help engineers working on the cutting edge of technology. Please visit www.tektronix.com.

Copyright © Tektronix, Inc. All rights reserved. Tektronix products are covered by U.S. and foreign patents, issued and pending. Information in this publication supersedes that in all previously published material. Specification and price change privileges reserved. TEKTRONIX and TEK are registered trademarks of Tektronix, Inc. All other trade names referenced are the service marks, trademarks, or registered trademarks of their respective companies.

